


2009-2013

AFFORDABLE HOUSING PLAN

FIRST QUARTER PROGRESS REPORT


January—March 2009



KEEPING CHICAGO'S NEIGHBORHOODS AFFORDABLE.



City of Chicago
Richard M. Daley, Mayor



We are pleased to submit the 2009 First Quarter Progress Report, which presents the Department of Community Development's progress on the goals set forth in the City's fourth Affordable Housing Plan, 2009-2013.

With this report, we are also presenting our estimates of production for 2009, the first year of our current five-year plan. The Department of Community Development estimates that it will utilize more than \$324 million to assist more than 10,500 units of housing this year. This breaks down into the following categories:

- To create and preserve affordable rental units: \$190 million to assist 7,300 units
- To promote and support homeownership: \$112 million to assist 1,100 units
- To improve and preserve homes: \$20 million to assist 2,000 units

Also included in the yearly estimate of resources committed is more than \$15 million for other initiatives, including delegate agency programs, and for overall administration of the Department.

We know that 2009 will be a challenging year, but with the help and cooperation of our many partners, we will meet these challenges to achieve our annual goals.

In this report, we have included a guide to reading the production tables found in the Appendix. This guide is organized according to the three main categories of work outlined above and gives a brief description of each program we track, along with information about funding source and how we count units. We included this guide to make the report easier to use and understand.

This report will also mark the beginning of the Department's electronic distribution of this document. While limited hard copies will still be produced, electronic distribution will allow us to print approximately 275 fewer hard copies each quarter, in support of the City's green agenda.

We hope that the guide we have included in this report makes it a more user-friendly document. We are very proud of our five-year plan and reporting process, and we are eager to address the challenges currently facing affordable housing in Chicago. As always, we want to thank the numerous partners that help us achieve our goals.



Christine Raguso
Acting Commissioner
Department of Community Development



Ellen K. Sahli
1st Deputy Commissioner
Department of Community Development





TABLE OF CONTENTS

	PAGE
INTRODUCTION	
Creation and Preservation of Affordable Rental Units	2
Multifamily Rehab and New Construction	2
Updates on Previously Reported Developments	6
Promotion and Support of Homeownership	7
Improvement and Preservation of Homes	11
Policy and Outreach	13

APPENDICES


Production

- | | |
|---|---|
| 1. Estimates of Production | 5. Troubled Buildings Initiative |
| 2. Commitments and Production | (Multi-family) |
| Comparison to Plan | 6. TIF Neighborhood Improvement Program |
| 3. MAUI Commitments | (Single-family) |
| 4. Chicago Low-Income Housing Trust Fund: | 7. Affordable Requirements Ordinance |
| Summary of Projects Funded Under the | 8. Historic Chicago Bungalow Initiative |
| Rental Subsidy Program | |

REFERENCE

1. Chicago Metropolitan Area Median Incomes
2. City of Chicago Maximum Affordable Monthly Rents





INTRODUCTION

This document is the 2009 First Quarter Progress Report on the progress of the Chicago Department of Community Development's fourth Affordable Housing Plan, 2009-2013.

For 2009, DCD projects commitments over \$324 million to support 10,500 units of housing.

Through the first quarter of 2009, the Department committed over \$34 million in funds to support over 4,400 units, which represents 42% of the 2009 unit goal and 10% of the 2009 resource allocation goal.



CREATION AND PRESERVATION OF AFFORDABLE RENTAL UNITS

In 2009, the Department expects to commit nearly \$190 million to support 7,300 units of multifamily affordable rental housing using loans for new construction or rehab, rental subsidies and various property stabilization programs.

Through the first quarter of 2009, the Department of Community Development committed over \$18.3 million in resources to support over 4,000 units. These numbers represent 54% of the 2009 multifamily unit goal and 9% of the 2009 multifamily resource allocation goal.

Multifamily Rehab and New Construction

Quarterly Report User's Guide: *Programs to Create and Preserve Affordable Rental Units*

Listed below is a description of the main programs to support the Department's efforts to create and preserve affordable rental units, along with an explanation of how we count financial commitments and units assisted through these programs.

Program	Description	Funding Source	Reporting Protocols <i>(What gets counted and when?)</i>
Multifamily Loans	Supports the construction or rehab of developments that will provide long term affordable rental units.	HOME, CDBG, and local funds	Financial commitments and units assisted are counted upon City Council approval of the development. Loan funds can be used in conjunction with MAUI, LIHTCs, DTCs, fee waivers, TIF, and revenue bonds.
Multi-year Affordability Through Up-front Investments (MAUI)	Provides up-front financing to developments in exchange for long-term affordability for units that serve households making no more than 30% of the area median income.	State of Illinois Rental Subsidy Program, Downtown Density Bonus funds	Financial commitments and units assisted are counted upon Chicago Low Income Housing Trust Fund board approval.
TIF Subsidies	Provides Tax Increment Financing (TIF) subsidies to developers who are constructing or rehabbing affordable multifamily units.	TIF funds	Financial commitments and units assisted are counted upon City Council approval.



Program	Description	Funding Source	Reporting Protocols <i>(What gets counted and when?)</i>
Low Income Housing Tax Credit equity	Federal income tax credits to support the construction and preservation of multi-family affordable housing.	Federal income tax credit	If a development is receiving other City assistance, such as a loan or City-owned land, then the financial commitments and units assisted are counted upon City Council approval. If no other City assistance is being provided, the equity and units assisted are counted upon allocation of the Low Income Housing Tax Credits, which by itself does not require City Council approval. Financial commitment reported is the value of the equity generated by the LIHTCs.
Multifamily Mortgage Revenue Bonds	Program provides bond financing for developers who build or rehabilitate large housing developments for low- and moderate-income renters.	City tax-exempt bonding authority	Financial commitments and units assisted are counted upon City Council approval.
City Land	Donates City-owned land to multifamily developments in exchange for long-term affordability.	NA	Financial commitments and units assisted are counted upon City Council approval. Financial commitment is the value of the land write-down.
City Fee Waivers	DCD waives certain fees associated with the Departments of Building, Water and Transportation for the construction of affordable multifamily housing.	NA	Financial commitments and units assisted are counted upon City Council approval.
Donations Tax Credit donations/ equity (DTCs, also known as Illinois Affordable Housing Tax Credits)	A \$.50 State of Illinois income tax credit for every \$1 that is donated to an eligible affordable housing development. DCD allocates 24.5% of the amount of credits authorized by the State.	State of Illinois income tax credit	DCD reports the value of the donation and/or any equity generated by the sale of the tax credits. If the development is receiving other City assistance, such as a loan or City-owned land, then the financial commitments and units assisted are counted upon City Council approval. If no other City assistance is being provided, the donation or equity and units assisted are counted upon allocation of the tax credits, which by itself does not require City Council approval.



Program	Description	Funding Source	Reporting Protocols <i>(What gets counted and when?)</i>
MF Affordable Requirements Ordinance	Per City ordinance, developments with more than 10 units receiving City zoning changes (including planned developments in a downtown zoning district) or additional financing must make 10-20% of units affordable.	Varies, includes Tax Increment Financing (TIF) funds and land purchased from the City (even if purchased at the appraised value).	Financial commitments and units assisted are counted when the project has met two criteria: 1) City Council approval; and 2) Sign-off by the Department of Community Development. Value reported is the amount of any City land write-down or any TIF funds going to the development. If units are receiving assistance through another DCD program, such as New Homes for Chicago, they are not counted under ARO.
Lawndale Restoration Redevelopment	Provides grant funding for the redevelopment of the Lawndale Restoration and Douglas Lawndale Project-based Section 8 developments.	HUD Up-front Grant	If receiving loan funds from DCD, units are counted upon City Council approval. If not, then units are counted at closing. The financial commitment reported is the value of HUD Up-front Grants that the development is utilizing, if any. Some units may close without utilizing any HUD or DCD funds; these units are counted because DCD is responsible for the overall redevelopment of Lawndale Restoration and Douglas Lawndale.
Low-Income Housing Trust Fund Rental Subsidy Program	Provides rental subsidies to landlords for tenants whose earnings do not exceed 30% of area median income.	State of Illinois Rental Subsidy Program and Corporate funds	Financial commitment and units assisted are counted when DCD has a signed agreement with the landlord. Payments to landlords are made quarterly, but the annual financial commitment for each unit is reported in the first quarter of each year. As new landlord agreements are signed throughout the year, the additional financial commitments and units are reported.
Supportive Housing Program	Provides rental subsidies and supportive services for formerly homeless households.	Federal Supportive Housing Grant	Financial commitment and units assisted are counted when DCD has a signed agreement with the housing provider.





Program	Description	Funding Source	Reporting Protocols <i>(What gets counted and when?)</i>
Heat Receivership	In cases where buildings do not have functional heat and hot water, the City can initiate a process to appoint a receiver to make any necessary repairs and restore heat and hot water to tenants.	CDBG	Units are counted when they enter court ordered receivership.
Neighborhood Stabilization Program (Multifamily)	The Neighborhood Stabilization Program (NSP) provides for the purchase and rehabilitation of vacant, foreclosed homes in targeted areas. Mercy Portfolio Services is the City's agent under NSP and is responsible for the acquisition and disposition of eligible properties.	HUD Neighborhood Stabilization Program grant funds	NSP units are counted upon transfer of the deed from Mercy Portfolio Services to a qualified developer.
Troubled Buildings Initiative	With Community Investment Corporation (CIC), the Department of Buildings, the Department of Law, and other City departments, DCD identifies problem buildings and designates receivers to manage deteriorating and troubled properties. CIC manages properties on an interim basis, assesses the scope of work needed to preserve buildings, and makes loans to new owners to finance acquisition and rehabilitation.	CDBG	Units are counted the first time they are classified under one of the following categories: under rehab, in receivership, or recovered. Units are not counted twice as they flow through the process. For example, a building may first be counted when it undergoes rehab. When it is recovered, it is not counted again. Financial commitment counted per receipt of invoices from CIC.
Multifamily TIF Neighborhood Improvement Program (TIF-NIP)	Provides grants to owners multifamily buildings to make exterior improvements. Requires income-based rent restrictions for 5 years.	TIF funds	Financial commitment and units assisted are counted when DCD receives an invoice from the administering non-profit organization.



If a development receives funding through more than one of these programs, the units are only counted once for the purposes of the overall report. They are counted in each individual program's reporting line, but will be "double-counted out" in the "less multiple benefits" line.



The 67-unit Bridgeport Condominiums, at 3450 S Halsted, included 14 units for households earning 100% of the Area Median Income (\$52,800 for a one-person household) or below. This development received over \$2.5 million in TIF assistance.

Updates on Previous Reported Developments

Lawndale Restoration

During the first quarter of 2009, Ehresman Management, a long-standing developer on the West Side, was honored with the Polk Bros. Foundation Affordable Rental Housing Preservation Award. This award recognized their contributions to preservation and neighborhood revitalization. Ehresman worked with the City and local organizations to preserve 153 units of affordable rental housing in five buildings in the North Lawndale community. The developer held community meetings ensuring residents were involved in the process in addition to hiring local residents and summer interns to assist with the project.

The buildings, located in the 800 and 900 blocks of South Independence Boulevard and the 3700 blocks of West Arthington and Polk Streets, are part of the Lawndale Restoration project. The Lawndale Restoration development was originally a 100 building Project based Section 8 development that the City assumed control of after HUD instituted foreclosure proceedings against the former owner.

A total of ten awards were given, seven for various aspects of community development leadership and three for architectural excellence. Judges from for-profit and community organizations selected the winners from a pool of 50 applicants of which the two projects were chosen for contributions that demonstrate organizational effectiveness, community impact and project or organizational challenge.



PROMOTION AND SUPPORT OF HOMEOWNERSHIP

In 2009, DCD expects to commit nearly \$112 million to help more than 1,100 households achieve or sustain homeownership. DCD supports the construction of new homes, the acquisition and rehab of deteriorated and abandoned properties, and financing programs for home purchase and rehabilitation.

Through the first quarter of 2009, the Department committed more than \$14 million to support 182 units, achieving 16% of the annual homeownership unit goal and 12% of the annual homeownership resource allocation goal.

Quarterly Report User's Guide: Homeownership Programs

Below you will find a description of the major programs in the promotion and support of homeownership category of DCD's quarterly report. Also included in the table is an explanation of how financial commitments and units are counted in each of these programs.

Program	Description	Funding Source	Reporting Protocols <i>(What gets counted and when?)</i>
New Homes for Chicago & City Lots for City Living	Encourages new construction of affordable single-family homes, two-flat buildings, and condominiums by providing City-owned land for \$1. New Homes for Chicago also provides home purchase assistance to qualified buyers.	NA	Counted upon City Council approval. The number of units counted is the total number of units that the developer plans to build, including any units to be built on privately-acquired land. Dollar value that is counted is the estimated value of the land write-down. The value of any home purchase assistance for approved buyers is not counted until a buyer is approved to purchase the unit.
Chicago Partnership for Affordable Neighborhoods (CPAN)	A component of DCD's inclusionary housing policies, CPAN encourages developers to include affordable units (typically 10%) in their market-rate developments by offering permit fee waivers, site improvements, reimbursement for permit reviews, and purchase price assistance to income qualified buyers.	NA	Upon application approval, DCD counts the number of affordable units that the developer is committing to build, and the value of the write-down for affordable units (i.e., if the market-rate price of the unit is \$300,000, and the developer is agreeing to make a unit available at \$175,000, then the dollar value reported would be \$125,000). CPAN does not require City Council approval.



Program	Description	Funding Source	Reporting Protocols <i>(What gets counted and when?)</i>
Affordable Requirements Ordinance (ARO)	Per City ordinance, developments with more than 10 units receiving City zoning changes (including planned developments in a downtown zoning district) or additional financing must make 10-20% of units affordable.	Varies, includes Tax Increment Financing (TIF) funds and land purchased from the City (even if purchased at the appraised value).	Financial commitments and units assisted are counted when the project has met two criteria: 1) City Council approval; and 2) Sign-off by the Department of Community Development. Value reported is the amount of any City land write-down or any TIF funds going to the development. If units are receiving assistance through another DCD program, such as New Homes for Chicago, they are not counted under ARO.
City Fee Waivers	DCD waives certain fees associated with the Departments of Buildings, Water and Transportation for the construction of single-family housing.	NA	Units receiving fee waivers are double-counts in most cases because they are units going through New Homes for Chicago, City Lots for City Living, or CPAN. In the case of New Homes for Chicago and City Lots for City Living, units are counted upon City Council approval. In the case of CPAN units, the units are counted when the application is approved.
Single-family Troubled Buildings Initiative	DCD works with Neighborhood Housing Services Redevelopment Corporation (NHSRC) and other developers and receivers to rehab vacant 1-4 unit properties for sale to eligible owner-occupants. Also supports receivership activities for vacant 1-4 unit homes.	CDBG	Units are counted when they first fall into one of the following tracking categories: in receivership, under rehab, or recovered. Units are only counted once; they are not counted again as they move from one development stage to another. Financial commitment counted per receipt of invoices from DCD's partner organizations.
HUD Homes for \$1/ Preserving Communities Together (PCT)	PCT enables developers/ individuals to request the City to acquire vacant and abandoned properties, and then convey them from the City to the applicant through an ordinance. HUD-owned homes, which often require extensive rehabilitation, are sold to the City for \$1 through the HUD Homes for \$1 program, which the City uses to convey additional homes.	NA	Units are counted when completely rehabbed and DCD issues a certificate of completion.



Program	Description	Funding Source	Reporting Protocols <i>(What gets counted and when?)</i>
Neighborhood Stabilization Program (Single-family)	The Neighborhood Stabilization Program (NSP) provides for the purchase and rehabilitation of vacant, foreclosed homes in targeted areas. Mercy Portfolio Services is the City's agent under NSP and is responsible for the acquisition and disposition of eligible properties.	HUD Neighborhood Stabilization Program grant funds	NSP units are counted upon transfer of the deed from Mercy Portfolio Services to a qualified developer.
City Mortgage Program (SF Mortgage Revenue Bonds)	Provides 30-year fixed financing, along with down payment and closing cost assistance, to qualified buyers of 1-4 unit residential properties. Administered through private lending institutions.	Tax-exempt Single-family Mortgage Revenue Bonds	Financial commitment and units assisted are counted when the mortgage loan is purchased by the program's master servicer. The financial commitment reported is the value of the mortgage of each property assisted through the program.
TaxSmart/Mortgage Credit Certificate (MCC)	Provides a federal income tax credit to qualified homebuyers. A qualified homebuyer can receive a Mortgage Credit Certificate (MCC) to reduce income taxes by an amount equal to 20% of the interest paid on a mortgage. The tax credit may be claimed each year through the life of the mortgage. The City is able to issue MCCs to qualified homebuyers because it elects not to issue a certain amount of tax-exempt bonds. Administered through private lending institutions.	Tax-exempt Single-family Mortgage Revenue Bond authority	Units are counted at the time certificates are issued. The financial commitment reported is the value of the mortgage of each property assisted through the program. DCD reports City Mortgage and TaxSmart activity in the same line in the quarterly report because the funding authority is the same: tax-exempt bonds.
Teacher Homeownership Incentive Program	Provides Chicago Public School teachers with \$3,000 or \$7,500 (if buying in a CHA redevelopment area) in assistance to cover a portion of the costs associated with purchasing a home.	Corporate funds and funds from the Board of Education	Financial commitments and units assisted are counted when loans close.



Program	Description	Funding Source	Reporting Protocols <i>(What gets counted and when?)</i>
Public Safety Officer Homeownership Incentive Program	Provides police officers, firefighters, and paramedics \$3,000 or \$7,500 (if buying in a CHA redevelopment area) in assistance per household to cover a portion of the costs associated with purchasing a home.	Corporate	Financial commitments and units assisted are counted when loans are approved and closing date is set.
Home Options	Provides people with disabilities \$12,000 in home purchase assistance.	Corporate	Financial commitments and units assisted are counted when loans close.
Home Purchase Assistance	Provides financial assistance to cover downpayment and closing costs to qualified homebuyers purchasing homes through New Homes for Chicago, CPAN, and Choose to Own (CHAC-ADDI). Through Choose to Own, Housing Choice voucher holders can use their voucher to offset a portion of their monthly mortgage payment.	HOME Investment Partnerships Program (American Dream Downpayment Initiative)	New Homes for Chicago and CPAN units are 100% double-counted because these units were initially counted when the development was approved by City Council (in the case of New Homes for Chicago) or when the application was approved (in the case of CPAN). Choose to Own units are not double-counted because, in most cases, these are units purchased in the private market. If a Choose to Own buyer purchases a New Homes for Chicago or CPAN unit, or receives assistance through City Mortgage or TaxSmart, then it will be double-counted.
Neighborhood Lending Program: Purchase & Purchase-Rehab (NHS)	Provides loans and grants to low- and moderate-income homebuyers for the purchase or purchase and rehab of a 1-4 unit home. Administered by Neighborhood Housing Services (NHS). DCD funds are part of a three-year \$100 million pool of funds from 23 additional private lenders.	CDBG & private leveraged funds	Financial commitment and units assisted are counted when the loan closes. The dollar value counted includes any permanent subsidy from DCD, along with private financing.
Neighborhood Lending Program: Homeownership Preservation Loans (NHS)	Provides loans and grants to low- and moderate-income homeowners to prevent foreclosure. Administered by Neighborhood Housing Services (NHS). DCD funds are part of a three-year \$100 million pool of funds from 23 additional private lenders.	CDBG & private leveraged funds	Financial commitment and units assisted are counted when the loan closes. The dollar value counted includes any permanent subsidy from DCD, along with private financing.



IMPROVEMENT AND PRESERVATION OF HOMES

In 2009, the Department of Community Development expects to commit more than \$20 million to assist more than 2,000 households repair, modify or improve their homes. Through the first quarter, DCD committed over \$2 million in resources to support 243 units, achieving 12% of the annual improvement and preservation unit goal and 10% of the annual improvement and preservation resource allocation goal.

Quarterly Report User's Guide: Home Improvement and Preservation Programs

Below you will find a description of the major programs in the home improvement and preservation category and an explanation of how financial commitments and units are counted in each of these programs.

Program	Description	Funding Source	Reporting Protocols <i>(What gets counted and when?)</i>
Emergency Housing Assistance Program (EHAP)	Provides a forgivable loan to owner-occupants of 1-4 unit residential buildings to repair dangerous, hazardous and life threatening conditions, focusing on roof, porch, and heating system repairs.	CDBG & Corporate funds (Skyway proceeds)	Financial commitments and units assisted are counted upon receipt of the Job Order Contract (JOC) bid by the DCD Construction division.
Home Repairs for Accessible and Independent Living (H-RAIL)	Provides enabling devices & limited, non-emergency home improvements to residences occupied by low-income senior citizens. Administered by community-based delegate agencies.	CDBG	Financial commitments and units assisted are counted upon completion of work by the delegate agencies. Reported commitments include delegate agencies' construction costs and administrative expenses.
Targeted Blocks	DCD works with aldermen and community groups to identify certain blocks to make targeted home improvement and preservation investments. On a chosen block, DCD provides grants to homeowners primarily for exterior improvements. Grants are administered by a non-profit community partner.	Corporate funds (Skyway proceeds)	Financial commitment and units assisted are counted when DCD receives an invoice from the administering non-profit organization. The invoice details the amount committed to individual homeowners.

Program	Description	Funding Source	Reporting Protocols <i>(What gets counted and when?)</i>
Single-family TIF Neighborhood Improvement Program (TIF-NIP)	Using Tax Increment Financing (TIF) funds, provides grants to homeowners primarily for exterior improvements. Program operates in designated TIF districts and is administered by a non-profit community partner.	TIF funds	Financial commitment and units assisted are counted when DCD receives an invoice from the administering non-profit organization. The invoice details the amount committed to individual homeowners.
Neighborhood Lending Program: Home Improvement (NHS)	Provides loans and grants to low- and moderate-income homeowners for home improvement. Administered by Neighborhood Housing Services (NHS). DCD funds are part of a three-year \$100 million pool of funds from 23 additional private lenders.	CDBG	Financial commitment and units assisted are counted when the loan closes. The dollar value counted includes any permanent subsidy from DCD, along with private financing.
Historic Chicago Bungalow Initiative	In partnership with the Historic Chicago Bungalow Initiative, provides grants for energy efficiency improvements to owners of certified Historic Chicago Bungalows. Grants are administered by a non-profit community partner.	ICECF, Illinois Housing Development Authority (IHDA) and the Department of Environment	Financial commitment and units assisted are counted when DCD Community Programs staff approves homeowner request for payment and sends to DCD Finance for processing.



The Emergency Housing Assistance Program provides forgivable loans for emergency repairs including porches, roofs, and heating systems.





POLICY AND OUTREACH

President Obama’s “Making Home Affordable Plan”

During the first quarter of 2009, President Obama unveiled his “Making Home Affordable Plan.” This Plan makes available \$75 billion for Loan Modifications, and an additional \$200 billion for re-financing, allowing homeowners who were previously unable to refinance their mortgages because the value of their homes has dropped slightly to do so.

The Home Affordable Refinance Program gives up to 4 to 5 million homeowners with loans owned or guaranteed by Fannie Mae or Freddie Mac an opportunity to refinance into more affordable monthly payments. The Home Affordable Modification Program commits \$75 billion to keep up to 3 to 4 million Americans in their homes by preventing avoidable foreclosures.

Under the Plan, loan servicers will receive an up-front fee of \$1,000 per year (for up to 3 years) if the borrower is successful in staying current with their mortgage due to loan modifications and refinancing.

In order to encourage eligible Chicagoans to apply for a loan modification through the President’s program, the Department of Community Development, in partnership with Neighborhood Housing Services and Attorney’s Title Guaranty, will host a “Fix Your Mortgage” event on May 2, 2009 at the Chicago Police Training Academy at 1300 W. Jackson. The event will help Chicagoans figure out if they are eligible for help under the loan modification initiative and ensure they get into affordable, sustainable, fixed-rate mortgages.

American Recovery and Reinvestment Act Update

On February 17, 2009 the American Recovery and Reinvestment Act (ARRA) was signed in to legislation by President Obama. This Act will provide immediate relief to families in need and create jobs for the unemployed. The Department of Community Development expects to receive ARRA funds for job creation, expanding community development efforts, and the creation and preservation of affordable housing units.

The City expects to receive variety of resources through both entitlement and competitive grants. As the efforts to develop, specific information will continue to be included in future quarterly reports.





State and Federal Legislative Update

During the first quarter of 2009, the Department of Community Development supported both State and Federal legislation in support of affordable housing.

With the support of the City of Chicago, the following State bills passed during the first quarter:

- Amendment 3 of Senate Bill 2513: This bill will impose a 30-day grace period after the mortgage becomes delinquent during which no foreclosure action may be filed. This amendment also allows for housing counseling to develop a loan workout plan.
- Senate Bill 267/ House Bill 688: This bill expedites City intervention on distressed condos, allowing them to return to rental use before they begin to deteriorate.

Currently both these Bills have received both House and Senate approval and are awaiting the Governors signature to enact this legislation.

City Continues Foreclosure Prevention Outreach

During the first quarter, the Department of Community Development continued its foreclosure prevention efforts by hosting the first in a series of six Borrower Outreach Day events to be held at locations throughout Chicago in 2009. The City expects to assist over 1,300 households at these events which gave homeowners in foreclosure or facing eminent foreclosure an opportunity to attend loan workout sessions with counselors and lenders. These events also provided access to free legal assistance and information about the City's financial literacy programs.

The event, held on Saturday, February 28 at the Foreman High School at 3235 N. Leclair Ave. in the 30th Ward, provided over 200 homeowners with a better understanding of their financial situation and options with can possibly lead to loan modifications.






Neighborhood Stabilization Program

During the first quarter, the Department of Community Development received Neighborhood Stabilization Program (NSP) funding from the U.S. Department of Housing and Urban Development in the amount of \$55.2 million. NSP funding will assist 2,000 to 2,500 units over 3 years through purchase and redevelopment assistance, purchase/rehabs assistance for sale or rentals units, the establishment of land banks, the demolition properties when necessary, and redevelopment efforts. Mercy Portfolio Services will serve as the City's agent and facilitate the redevelopment of the properties.

Also during the first quarter, the Department of Community Development held an information session, hosting over 300 developers interested in applying for NSP. This event, held on February 26 at the Chicago Police Headquarters at 3510 S. Michigan Ave., outlined opportunities for developers and explained the process through which they can apply for assistance. These meetings were followed by the release of the NSP Request for Proposals on March 30, 2009.





APPENDICES



Department of Community Development
2009 ESTIMATES OF PRODUCTION BY INCOME LEVEL

	Total Funds Anticipated	Units by Income Level							Total Units	Per-Unit Cost	\$/Unit
		0-15%	16-30%	31-50%	51-60%	61-80%	81-100%	101+ %			
TO CREATE AND PRESERVE AFFORDABLE RENTAL UNITS											
<u>MULTI-FAMILY REHAB & NEW CONSTRUCTION</u>											
Multi-family Loans	\$ 53,000,000	136	105	570	356	33	-	-	1,200	\$ 44,200	\$ 44,167
Multi-year Affordability through Up-front Investments (MAUI)	\$ 4,063,000	20	20	-	-	-	-	-	40	\$ 101,600	\$ 101,575
TIF Subsidies	\$ 20,000,000	55	71	210	155	9	-	-	500	\$ 40,000	\$ 40,000
Low Income Housing Tax Credit (LIHTC) Equity	\$ 49,000,000	150	148	389	265	48	-	-	1,000	\$ 49,000	\$ 49,000
Multi-family Mortgage Revenue Bonds	\$ 20,000,000	-	95	373	244	38	-	-	750	\$ 20,000	\$ 20,000
City Land (Multi-family)	\$ 700,000	43	39	75	43	-	-	-	200	\$ 3,500	\$ 3,500
City Fee Waivers (Multi-family)	\$ 1,000,000	248	218	593	409	57	-	-	1,525	\$ 700	\$ 656
Illinois Affordable Housing Tax Credit (value of donations/equity)	\$ 2,000,000	-	15	117	48	-	-	-	180	\$ 11,100	\$ 11,111
Lawdale Restoration Redevelopment	\$ 6,000,000	35	35	45	44	26	-	-	185	\$ 32,400	\$ 32,432
<u>RENTAL ASSISTANCE</u>											
Low-Income Housing Trust Fund Rental Subsidy Program	\$ 15,668,324	1,872	1,148	-	-	-	-	-	3,020	\$ 5,200	\$ 5,188
Supportive Housing Program	\$ 3,673,629	389	-	-	-	-	-	-	389	\$ 9,400	\$ 9,444
<u>SAFETY & CODE ENFORCEMENT</u>											
Heat Receivership	\$ 1,250,000	30	136	312	98	24	-	-	600	\$ 2,100	\$ 2,083
<u>MULTI-FAMILY PRESERVATION</u>											
Troubled Buildings Initiative	\$ 2,000,000	-	-	750	-	-	-	-	750	\$ 2,700	\$ 2,667
TIF-NIP (Multi-family)	\$ 820,000	-	-	-	-	165	-	-	165	\$ 5,000	\$ 4,970
Neighborhood Stabilization Program (mutlifamily)	\$ 9,000,000	5	23	47	-	-	-	-	75	\$ 120,000	\$ 120,000
Energy Savers	\$ 1,500,000	500	250	250	-	-	-	-	1,000	\$ 1,500	\$ 1,500
<u>SITE ENHANCEMENT</u>											
Site Improvements (Multi-family)	\$ 750,000	79	46	185	53	47	10	-	420	\$ 1,800	\$ 1,786
Subtotal	\$ 190,424,953	3,562	2,349	3,916	1,715	447	10	0	11,999		
Less Multiple Benefits		(561)	(593)	(2,038)	(1,255)	(179)	(10)	-	(4,635)		
Net, Creation and Preservation of Affordable Rental	\$ 190,424,953	3,001	1,756	1,879	460	268	-	-	7,364		
Breakdown of income level distribution, % of net total		41%	24%	26%	6%	4%	0%	0%			

Department of Community Development
2009 ESTIMATES OF PRODUCTION BY INCOME LEVEL

	Total Funds Anticipated	Units by Income Level							Total Units	Per-Unit Cost	\$/Unit
		0-15%	16-30%	31-50%	51-60%	61-80%	81-100%	101+ %			
TO PROMOTE AND SUPPORT HOMEOWNERSHIP											
<u>SINGLE-FAMILY REHAB & NEW CONSTRUCTION</u>											
New Homes for Chicago/City Lots for City Living (value of City-owned land)	\$ 2,250,000	-	-	-	2	28	28	17	75	\$ 30,000	\$ 30,000
Chicago Partnership for Affordable Neighborhoods (value of developer write-down)	\$ 875,000	-	-	-	-	-	10	-	10	\$ 87,500	\$ 87,500
Affordable Requirements Ordinance (Single Family)	\$ 6,500,000	-	-	-	-	-	35	-	35	\$ 185,700	\$ 185,714
City Fee Waivers (Single Family)	\$ 1,125,000	-	-	-	16	85	95	89	285	\$ 3,900	\$ 3,947
<u>SITE ENHANCEMENT</u>											
Site Improvements (Single Family)	\$ 750,000	-	-	-	32	127	113	28	300	\$ 2,500	\$ 2,500
<u>ABANDONED PROPERTY TRANSFER PROGRAMS</u>											
Troubled Buildings Initiative (Single Family)	\$ 2,000,000	-	-	-	1	149	-	-	150	\$ 13,300	\$ 13,333
HUD Homes & Preserving Communities Together	\$ -	-	-	-	-	15	-	-	15	\$ -	\$ -
Neighborhood Stabilization Program (Single-family)	\$ 27,000,000	-	-	-	14	57	57	72	200	\$ 135,000	\$ 135,000
<u>HOMEOWNERSHIP ASSISTANCE</u>											
City Mortgage & TaxSmart/MCC (SF Mortgage Revenue Bonds)	\$ 34,000,000	-	-	8	10	40	71	71	200	\$ 170,000	\$ 170,000
Public Safety Officer Home Buyer Assistance	\$ 308,750	-	-	-	-	1	15	44	60	\$ 5,100	\$ 5,146
Teacher Home Buyer Assistance	\$ 700,000	-	-	-	-	19	63	118	200	\$ 3,500	\$ 3,500
Home Purchase Assistance	\$ 3,200,000	-	-	24	24	50	26	26	150	\$ 21,300	\$ 21,333
Neighborhood Lending Program: Purchase/Purchase Rehab (NHS)	\$ 15,500,000	-	-	6	8	17	17	42	90	\$ 172,200	\$ 172,222
Neighborhood Lending Program: Homeownership Preservation Loans (NHS)	\$ 18,500,000	-	-	15	11	33	24	37	120	\$ 154,200	\$ 154,167
Subtotal	\$ 112,708,750	-	-	53	118	621	554	544	1,890		
Less Multiple Benefits		-	-	(21)	(69)	(263)	(251)	(160)	(764)		
Net, Promotion and Support of Homeownership	\$ 112,708,750	-	-	32	49	358	303	384	1,127		
Breakdown of income level distribution, % of net total		0%	0%	3%	4%	32%	27%	34%			

Department of Community Development
2009 ESTIMATES OF PRODUCTION BY INCOME LEVEL

	Total Funds Anticipated	Units by Income Level							Total Units	Per-Unit Cost	\$/Unit
		0-15%	16-30%	31-50%	51-60%	61-80%	81-100%	101+ %			
TO IMPROVE AND PRESERVE HOMES											
Emergency Housing Assistance Program (EHAP)	\$ 6,604,000	48	266	486	-	-	-	-	800	\$ 8,300	\$ 8,255
H-RAIL	\$ 1,825,688	64	240	191	45	35	-	-	575	\$ 3,200	\$ 3,175
Targeted Blocks	\$ 760,000	-	13	10	7	7	7	6	50	\$ 15,200	\$ 15,200
TIF-NIP (Single-family)	\$ 2,100,000	12	47	57	24	39	48	3	230	\$ 9,100	\$ 9,130
Neighborhood Lending Program: Home Improvement (NHS)	\$ 7,000,000	1	3	20	9	35	21	41	130	\$ 53,800	\$ 53,846
Bungalow Initiative	\$ 1,740,000	-	-	45	52	112	73	18	300	\$ 5,800	\$ 5,800
Net, Improvement and Preservation of Homes	\$ 20,029,688	125	569	809	137	228	149	68	2,085		
Breakdown of income level distribution, % of net total		6%	27%	39%	7%	11%	7%	3%			
PROGRAMMATIC APPLICATION TBD											
GO Bonds	\$ 1,250,000	-	-	-	-	-	-	-	-		
HOUSING PRODUCTION INITIATIVES: NET TOTAL											
Breakdown of income level distribution, % of net total		30%	22%	26%	6%	8%	4%	4%			
OTHER INITIATIVES											
Delegate Agencies	\$ 2,308,632										
Housing Resource Centers	\$ 809,996										
Citywide Resource Centers	\$ 1,079,136										
Homeownership Housing Counseling Centers	\$ 419,500										
Community Housing Development Orgs. (CHDO) Operating Assistance	\$ 740,000										
Subtotal	\$ 3,048,632										
OPERATING EXPENSES											
Administrative	\$ 12,287,600										
Subtotal	\$ 12,287,600										
GRAND TOTAL											
	\$ 339,749,623										

Department of Community Development
2009 ESTIMATES OF PRODUCTION
 Units Accessing Multiple DCD Programs

	% of Units to Receive Multiple Benefits	Units by Income Level						Total Units	
		0-15%	16-30%	31-50%	51-60%	61-80%	81-100%		101+ %
TO CREATE AND PRESERVE AFFORDABLE RENTAL UNITS									
<u>MULTI-FAMILY REHAB & NEW CONSTRUCTION</u>									
Multi-family Loans	85%	116	89	485	303	28	-	-	1,020
Multi-year Affordability through Up-front Investments (MAUI)	100%	20	20	-	-	-	-	-	40
TIF Subsidies	100%	55	71	210	155	9	-	-	500
Low Income Housing Tax Credit (LIHTC) Equity		-	-	-	-	-	-	-	-
Multi-family Mortgage Revenue Bonds	100%	-	95	373	244	38	-	-	750
City Land (Multi-family)	100%	43	39	75	43	-	-	-	200
City Fee Waivers (Multi-family)	100%	248	218	593	409	57	-	-	1,525
Illinois Affordable Housing Tax Credit (value of donations)	100%	-	15	117	48	-	-	-	180
<u>SITE ENHANCEMENT</u>									
Site Improvements	100%	79	46	185	53	47	10	-	420
Subtotal		561	593	2,038	1,255	179	10	-	4,635
TO PROMOTE AND SUPPORT HOMEOWNERSHIP									
<u>SINGLE-FAMILY REHAB & NEW CONSTRUCTION</u>									
City Fee Waivers (Single Family)	100%	-	-	-	16	85	95	89	285
<u>HOME BUYER ASSISTANCE</u>									
City Mortgage & TaxSmart/MCC	33%	-	-	3	3	13	23	23	66
Home Purchase Assistance	75%	-	-	18	18	38	20	20	113
<u>SITE ENHANCEMENT</u>									
Site Improvements	100%	-	-	-	32	127	113	28	300
Subtotal		-	-	21	69	263	251	160	764
GRAND TOTAL PROJECTED UNITS RECEIVING MULTIPLE BENEFITS		561	593	2,058	1,324	442	261	160	5,399

Department of Community Development
COMMITMENTS AND PRODUCTION COMPARISON TO PLAN
 January 1 - March 31, 2009

	Total Funds Anticipated	2009 COMMITMENTS			Projected Units	2008 UNITS SERVED		
		First Quarter	Year to Date	% of Goal		First Quarter	Year to Date	% of Goal
TO CREATE AND PRESERVE AFFORDABLE RENTAL UNITS								
<u>MULTIFAMILY REHAB & NEW CONSTRUCTION</u>								
Multifamily Loans	\$ 53,000,000	\$ -	\$ -	0.00%	1,200	-	-	0.00%
Multi-year Affordability Through Up-front Investments (MAUI)	\$ 4,063,000	\$ 841,678	\$ 841,678	20.72%	40	12	12	30.00%
TIF Subsidies	\$ 20,000,000	\$ -	\$ -	0.00%	500	-	-	0.00%
Tax Credit Equity	\$ 49,000,000	\$ -	\$ -	0.00%	1,000	-	-	0.00%
Multifamily Mortgage Revenue Bonds	\$ 20,000,000	\$ -	\$ -	0.00%	750	-	-	0.00%
City Land (Multifamily)	\$ 700,000	\$ -	\$ -	0.00%	200	-	-	0.00%
City Fee Waivers (Multifamily)	\$ 1,000,000	\$ -	\$ -	0.00%	1,525	-	-	0.00%
Illinois Affordable Housing Tax Credit (value of donations/equity)	\$ 2,000,000	\$ -	\$ -	0.00%	180	-	-	0.00%
Affordable Requirements Ordinance (Multi-family)	\$ -	\$ -	\$ -			38	38	
Lawndale Restoration Redevelopment	\$ 6,000,000	\$ 816,832	\$ 816,832	13.61%	185	166	166	89.73%
<u>RENTAL ASSISTANCE</u>								
Low-Income Housing Trust Fund Rental Subsidy Program	\$ 15,668,324	\$ 15,668,324	\$ 15,668,324	100.00%	3,021	3,021	3,021	100.00%
Supportive Housing Program	\$ 3,673,629	\$ 918,497	\$ 918,497	25.00%	389	389	389	100.00%
<u>SAFETY & CODE ENFORCEMENT</u>								
Heat Receivership	\$ 1,250,000	\$ -	\$ -	0.00%	600	277	277	46.17%
<u>MULTIFAMILY PRESERVATION</u>								
Troubled Buildings Initiative	\$ 2,000,000	\$ 130,650	\$ 130,650	6.53%	750	148	148	19.73%
TIF-NIP (Multifamily)	\$ 820,000	\$ -	\$ -	0.00%	165	-	-	0.00%
Neighborhood Stabilization Program (mutlifamily)	\$ 9,000,000	\$ -	\$ -	0.00%	75	-	-	0.00%
Energy Savers	\$ 1,500,000	\$ -	\$ -	0.00%	1,000	-	-	0.00%
<u>SITE ENHANCEMENT</u>								
Site Improvements (Multifamily)	\$ 750,000	\$ -	\$ -	0.00%	420	-	-	0.00%
Subtotal	\$ 190,424,953	\$ 18,375,981	\$ 18,375,981		12,000	4,051	4,051	
Less Multiple Benefits					(4,635)	(12)	(12)	
Net, Creation and Preservation of Affordable Rental	\$ 190,424,953	\$ 18,375,981	\$ 18,375,981	9.65%	7,365	4,039	4,039	54.84%

Department of Community Development
COMMITMENTS AND PRODUCTION COMPARISON TO PLAN
 January 1 - March 31, 2009

	Total Funds Anticipated	2009 COMMITMENTS			Projected Units	2008 UNITS SERVED		
		First Quarter	Year to Date	% of Goal		First Quarter	Year to Date	% of Goal
TO PROMOTE AND SUPPORT HOMEOWNERSHIP								
<u>SINGLE-FAMILY REHAB & NEW CONSTRUCTION</u>								
New Homes for Chicago/City Lots for City Living (value of City-owned land)	\$ 2,250,000	\$ -	\$ -	0.00%	75	-	-	0.00%
Chicago Partnership for Affordable Neighborhoods (CPAN)	\$ 875,000	\$ -	\$ -		10	-	-	
Affordable Requirements Ordinance (Single-family)	\$ 6,500,000	\$ -	\$ -		35	-	-	0.00%
Downtown Density Bonus	\$ -	\$ -	\$ -		-	-	-	
City Fee Waivers (Single-family)	\$ 1,125,000	\$ -	\$ -	0.00%	285	-	-	0.00%
<u>SITE ENHANCEMENT</u>								
Site Improvements (Single-family)	\$ 750,000	\$ -	\$ -	0.00%	300	-	-	0.00%
<u>ABANDONED PROPERTY TRANSFER PROGRAMS</u>								
Troubled Buildings Initiative (Single-family)	\$ 2,000,000	\$ 1,041,700	\$ 1,041,700	52.08%	150	54	54	36.00%
HUD Homes & Preserving Communities Together	\$ -	\$ -	\$ -		15	-	-	0.00%
Neighborhood Stabilization Program (Single-family)	\$ 27,000,000	\$ -	\$ -	0.00%	200	-	-	0.00%
<u>HOMEOWNERSHIP ASSISTANCE</u>								
City Mortgage & Tax Smart/MCC (SF Mortgage Revenue Bonds)	\$ 34,000,000	\$ 6,322,839	\$ 6,322,839	18.60%	200	41	41	20.50%
Public Safety Officer Homeowner Incentive Program	\$ 308,750	\$ 15,000	\$ 15,000	4.86%	60	3	3	5.00%
Teacher Home Buyer Assistance	\$ 700,000	\$ 136,500	\$ 136,500	19.50%	200	41	41	20.50%
Home Purchase Assistance	\$ 3,200,000	\$ 340,000	\$ 340,000	10.63%	150	13	13	8.67%
Neighborhood Lending Program: Purchase/Purchase Rehab (NHS)	\$ 15,500,000	\$ 1,862,168	\$ 1,862,168	12.01%	90	25	25	27.78%
Neighborhood Lending Program: Homeownership Preservation (NHS)	\$ 18,500,000	\$ 4,705,042	\$ 4,705,042	25.43%	120	32	32	26.67%
Subtotal	\$ 112,708,750	\$ 14,423,249	\$ 14,423,249		1,890	209	209	
Less Multiple Benefits					(764)	(27)	(27)	
Net, Promotion and Support of Homeownership	112,708,750	14,423,249	\$ 14,423,249	12.80%	1,126	182	182	16.21%

Department of Community Development
COMMITMENTS AND PRODUCTION COMPARISON TO PLAN
 January 1 - March 31, 2009

	Total Funds Anticipated	2009 COMMITMENTS			Projected Units	2008 UNITS SERVED		
		First Quarter	Year to Date	% of Goal		First Quarter	Year to Date	% of Goal
TO IMPROVE AND PRESERVE HOMES								
Emergency Housing Assistance Program (EHAP)	\$ 6,604,000	\$ 1,019,325	\$ 1,019,325	15.43%	800	105	105	13.13%
H-RAIL	\$ 1,825,688	\$ -	\$ -	0.00%	575	-	-	0.00%
Targeted Blocks	\$ 760,000	\$ -	\$ -	0.00%	50	-	-	0.00%
TIF-NIP (Single-family)	\$ 2,100,000	\$ 130,098	\$ 130,098	6.20%	230	16	16	6.96%
Neighborhood Lending Program: Home Improvement (NHS)	\$ 7,000,000	\$ 407,481	\$ 407,481	5.82%	130	23	23	17.69%
Bungalow Initiative	\$ 1,740,000	\$ 463,552	\$ 463,552	26.64%	300	99	99	33.00%
Net, Improvement and Preservation of Homes	\$ 20,029,688	\$ 2,020,456	\$ 2,020,456	10.09%	2,085	243	243	11.65%
PROGRAMMATIC APPLICATION TBD								
GO Bonds	\$ 1,250,000	\$ -	\$ -	0.00%	-	-	-	
NET GRAND TOTAL	\$ 324,413,391	\$ 34,819,686	\$ 34,819,686	10.73%	10,576	4,464	4,464	42.21%

Department Community Development
COMMITMENTS AND PRODUCTION COMPARISON TO PLAN
 January 1 - March 31, 2009

	Units by Income Level							Total Units
	0-15%	16-30%	31-50%	51-60%	61-80%	81-100%	101+ %	
TO CREATE AND PRESERVE AFFORDABLE RENTAL UNITS								
<u>MULTIFAMILY REHAB & NEW CONSTRUCTION</u>								
Multifamily Loans	-	-	-	-	-	-	-	-
Multi-year Affordability Through Up-front Investments (MAUI)	6	6	-	-	-	-	-	12
TIF Subsidies	-	-	-	-	-	-	-	-
Tax Credit Equity	-	-	-	-	-	-	-	-
Multifamily Mortgage Revenue Bonds	-	-	-	-	-	-	-	-
City Land (Multifamily)	-	-	-	-	-	-	-	-
City Fee Waivers (Multifamily)	-	-	-	-	-	-	-	-
Illinois Affordable Housing Tax Credit (value of donations)	-	-	-	-	-	-	-	-
Lawndale Restoration Redevelopment	-	-	-	-	-	-	-	-
<u>RENTAL ASSISTANCE</u>								
Low-Income Housing Trust Fund Rental Subsidy Program	1,681	1,000	-	-	-	-	-	2,681
Supportive Housing Program	399	-	-	-	-	-	-	399
<u>SAFETY & CODE ENFORCEMENT</u>								
Heat Receivership	14	63	144	45	11	-	-	277
<u>MULTIFAMILY PRESERVATION</u>								
Troubled Buildings Initiative	-	9	26	15	86	12	-	148
TIF-NIP (Multifamily)	-	-	-	-	-	-	-	-
Neighborhood Stabilization Program (multifamily)	-	-	-	-	-	-	-	-
Energy Savers	-	-	-	-	-	-	-	-
<u>SITE ENHANCEMENT</u>								
Site Improvements	-	-	-	-	-	-	-	-
Subtotal	2,100	1,078	170	60	97	12	-	3,517
(less Multiple Benefits)	(6)	(6)	-	-	-	-	-	(12)
Net, Creation and Preservation of Affordable Rental	2,094	1,072	170	60	97	12	-	3,505
% of category subtotal	60%	31%	5%	2%	3%	20%	0%	

Department Community Development
COMMITMENTS AND PRODUCTION COMPARISON TO PLAN
 January 1 - March 31, 2009

	Units by Income Level							Total Units
	0-15%	16-30%	31-50%	51-60%	61-80%	81-100%	101+ %	
TO PROMOTE AND SUPPORT HOMEOWNERSHIP								
<u>SINGLE-FAMILY REHAB & NEW CONSTRUCTION</u>								
New Homes for Chicago/City Lots for City Living (value of City-owned land)	-	-	-	-	-	-	-	-
Chicago Partnership for Affordable Neighborhoods (CPAN)	-	-	-	-	-	-	-	-
Affordable Requirements Ordinance (Single Family)	-	-	-	-	38	-	-	38
Downtown Density Bonus	-	-	-	-	-	-	-	-
City Fee Waivers (Single-family)	-	-	-	-	-	-	-	-
<u>SITE ENHANCEMENT</u>								
Site Improvements	-	-	-	-	-	-	-	-
<u>ABANDONED PROPERTY TRANSFER PROGRAMS</u>								
Troubled Buildings Initiative (Single-family)	-	-	-	1	53	-	-	54
Single Family Preservation Programs (HUD Homes, PCT, CHIRP)	-	-	-	-	-	-	-	-
Neighborhood Stabilization Program (Single-family)	-	-	-	-	-	-	-	-
<u>HOMEOWNERSHIP ASSISTANCE</u>								
City Mortgage & TaxSmart/MCC (SF Mortgage Revenue Bonds)	-	-	-	2	7	9	23	41
Public Safety Officer Homeowner Incentive Program	-	-	-	-	-	-	3	3
Teacher Homebuyer Assistance	-	-	-	-	-	8	33	41
Home Purchase Assistance	-	-	2	7	2	2	-	13
Neighborhood Lending Program: Purchase/Purchase Rehab (NHS)	-	-	1	3	7	6	9	26
Neighborhood Lending Program: Homeownership Preservation Loans (NHS)	-	1	5	2	4	9	5	26
Subtotal	-	1	8	15	111	34	73	242
(less Multiple Benefits)	-	-	(2)	(8)	(4)	(5)	(8)	(27)
Net, Promotion and Support of Homeownership	-	1	6	7	107	29	65	215
% of category subtotal	0%	0%	3%	3%	50%	13%	30%	

Department Community Development
COMMITMENTS AND PRODUCTION COMPARISON TO PLAN
 January 1 - March 31, 2009

	Units by Income Level							Total Units
	0-15%	16-30%	31-50%	51-60%	61-80%	81-100%	101+ %	
TO IMPROVE AND PRESERVE HOMES								
Emergency Housing Assistance (EHAP)	2	47	56	-	-	-	-	105
H-RAIL	-	-	-	-	-	-	-	-
Facade Improvements/Targeted Blocks Program	-	-	-	-	-	-	-	-
TIF-NIP (Single-family)	3	-	-	4	-	1	2	10
Neighborhood Lending Program: Home Improvement (NHS)	-	2	4	1	1	1	4	13
Bungalow Initiative	-	-	15	17	37	24	6	99
Net, Improvement and Preservation of Homes	5	49	75	22	38	26	12	227
% of category subtotal	2%	22%	33%	10%	17%	11%	5%	
<u>PROGRAMMATIC APPLICATION TBD</u>								
GO Bonds	-	-	-	-	-	-	-	-
NET GRAND TOTAL	2,099	1,122	251	89	242	67	77	3,947

Department of Community Development
2009 UNITS ACCESSING MULTIPLE DOH PROGRAMS

	% of Units to Receive Multiple Benefits	Units by Income Level						Total Units	
		0-15%	16-30%	31-50%	51-60%	61-80%	81-100%		101+ %
TO CREATE AND PRESERVE AFFORDABLE RENTAL UNITS									
<u>MULTIFAMILY REHAB & NEW CONSTRUCTION</u>									
Multifamily Loans	100%	-	-	-	-	-	-	-	-
Multi-year Affordability through Upfront Investments (MAUI)	100%	6	6	-	-	-	-	-	12
TIF Subsidies	100%	-	-	-	-	-	-	-	-
Tax Credit Equity	100%	-	-	-	-	-	-	-	-
Multifamily Mortgage Revenue Bonds	100%	-	-	-	-	-	-	-	-
City Land (Multi-family)	100%	-	-	-	-	-	-	-	-
City Fee Waivers (Multi-family)	100%	-	-	-	-	-	-	-	-
Illinois Affordable Housing Tax Credit (value of donations)	100%	-	-	-	-	-	-	-	-
<u>SITE ENHANCEMENT</u>									
Site Improvements	100%	-	-	-	-	-	-	-	-
Subtotal		6	6	-	-	-	-	-	12
TO PROMOTE AND SUPPORT HOMEOWNERSHIP									
<u>SINGLE-FAMILY REHAB & NEW CONSTRUCTION</u>									
City Fee Waivers (Single Family)	100%	-	-	-	-	-	-	-	-
<u>HOMEOWNERSHIP ASSISTANCE</u>									
City Mortgage	15%	-	-	-	-	-	-	-	-
TaxSmart/MCC	33%	-	-	-	1	2	3	8	14
Home Purchase Assistance (ADDI, CPAN & NHFC)	100%	-	-	2	7	2	2	-	13
Subtotal		-	-	2	8	4	5	8	27
GRAND TOTAL		6	6	2	8	4	5	8	39

**Department of Community Development
2009-2013 Five-Year Affordable Housing Plan Summary of Accomplishments**

	TO CREATE AND PRESERVE AFFORDABLE RENTAL UNITS		TO PROMOTE AND SUPPORT HOMEOWNERSHIP		TO IMPROVE AND PRESERVE HOMES		PROGRAMMATIC INITIATIVES (G.O. BOND & RESOURCE CHALLENGE)		OTHER INITIATIVES (DELEGATE AGENCIES, etc.)	OPERATING EXPENSES
	\$ Committed	Units Assisted	\$ Committed	Units Assisted	\$ Committed	Units Assisted	\$ Committed	Units Assisted	\$ Committed	\$ Committed
2009	\$18,375,981	4,039	\$14,423,249	182	\$2,020,456	243	\$0	0	\$3,048,632	\$12,287,600
Adjustments*										
TOTAL	\$18,375,981	4,039	\$14,423,249	182	\$2,020,456	243	\$0	0	\$3,048,632	\$12,287,600

2009 - 2013 Grand Total \$ Committed	\$34,819,686
2009 - 2013 Grand Total Units Assisted	4,464
Five-Year Plan \$ Commitment Goal	\$2,100,000,000
Five-Year Plan Units Assisted Goal	50,022
Percent \$ Committed	2%
Percent Units Assisted	9%

Department of Community Development
MULTI-YEAR AFFORDABILITY THROUGH UPFRONT INVESTMENTS (MAUI) COMMITMENTS
 January 1 - March 31, 2009

Date Approved	Project Name/Developer	Project Address	Amount of MAUI Loan	Number of Units Receiving Assistance & Breakdown of Reduced Rents		Income Level Served	
						0-15%	16-30%
03/10/2009	Victory Center of South Chicago	S. Burley Ave. @ 92nd & 93rd	\$841,678	12	6 1-bedroom from \$624 to \$120-\$322	6	6
					6 1-bedroom from \$766 to \$120-\$322		
		TOTAL	\$841,678	12		6	6

CHICAGO LOW-INCOME HOUSING TRUST FUND: SUMMARY OF PROJECTS FUNDED UNDER THE RENTAL SUBSIDY PROGRAM

January 1 – March 31, 2009

Organization and Address of Project	Amount of Annual Subsidy	Total Number of Units Receiving Assistance and Breakdown of Subsidized Rents		Income Level Served	Ward	Community Area
Avelar, Manuel 2735-37 W. Chanay	\$16440	3 unit(s)	<i>1 br.</i> 1, \$525 to \$125 <i>2 br.</i> 2, \$625 to \$140	3: 0-15%	1	22, Logan Square
Barnes Real Estate 2658 W. Armitage	\$10920	1 unit(s)	<i>3 br.</i> 1, \$1,300 to \$390	1: 16-30%	1	27, East Garfield Park
Bickerdike Redevelopment Corp (Howard Apartments LP) 1567-69 N. Hoyne	\$38400	16 unit(s)	<i>SROs:</i> 14, \$507 to \$181-\$374 <i>1 br.</i> 2, \$579 to \$188-\$374	16: 0-15%	1	24, West Town
Ferrer, Francisca 2944 N. Rockwell	\$5028	1 unit(s)	<i>2 br.</i> 1, \$750 to \$331	1: 16-30%	1	21, Avondale
Fregoso, Leticia & Joaquin 2449 N. Maplewood / 3415 W. Lyndale	\$15480	2 unit(s)	<i>2 br.</i> 2, \$1250 to \$605	2: 16-30%	1	22, Logan Square
Hernandez, Monserrate 2540 W. Augusta	\$11760	2 unit(s)	<i>3 br.</i> 2, \$735 to \$325 - \$165	1: 0-15% 1: 16-30%	1	24, West Town
Putz, Erica 2856 N. Rockwell	\$15360	2 unit(s)	<i>2 br.</i> 2, \$985 to \$260-\$430	1: 0-15% 1: 16-30%	1	21, Avondale
Renaissance Companies (Wicker Park Place) 1527 N. Wicker Park	\$45360	6 unit(s)	<i>Studios:</i> 6, \$790 to \$160	6: 0-15%	1	24, West Town
Renaissance Realty Group, Inc. (Renaissance West) 2517 W. Fullerton	\$95820	30 unit(s)	<i>Studios:</i> 13, \$530-\$495 to \$295-\$260 and 17, \$567-\$457 to \$277-\$167	30: 16-30%	1	22, Logan Square
Torres, Maria G. 1544 N. Bosworth	\$4200	1 unit(s)	<i>1 br.</i> 1, \$850 to \$500	1: 0-15%	1	24, West Town
Barnes Real Estate 319 S. California	\$10800	1 unit(s)	<i>3 br.</i> 1, \$1,100 to \$200	1: 0-15%	2	27, East Garfield Park

CHICAGO LOW-INCOME HOUSING TRUST FUND: SUMMARY OF PROJECTS FUNDED UNDER THE RENTAL SUBSIDY PROGRAM

January 1 – March 31, 2009

Organization and Address of Project	Amount of Annual Subsidy	Total Number of Units Receiving Assistance and Breakdown of Subsidized Rents	Income Level Served	Ward	Community Area
Barnes Real Estate 2710 W. Jackson	\$71800	24 unit(s) <i>Studios:</i> 14, \$375 to \$150 and 10, \$470 to \$130	24: 0-15%	2	27, East Garfield Park
Barnes Real Estate 2847 W. Congress	\$7620	1 unit(s) <i>3 br.</i> 1, \$800 to \$165	1: 0-15%	2	27, East Garfield Park
Harris Jr., Roosevelt 2724 W. Jackson	\$11760	1 unit(s) <i>4 br.</i> 1, \$1,200 to \$220	1: 0-15%	2	27, East Garfield Park
Herron Enterprises 122-24 S. California	\$27816	6 unit(s) <i>1 br.</i> 3, \$700 to \$249-\$412 <i>2 br.</i> 3, \$800-770 to \$333-\$430	6: 16-30%	2	27, East Garfield Park
Herron Enterprises 116-18 S. California	\$20484	3 unit(s) <i>3 br.</i> 3, \$950 To \$354-\$414	0: 0-15% 3: 16-30%	2	27, East Garfield Park
Mercy Housing Lakefront (South Loop Apts) 1521 S. Wabash	\$36012	26 unit(s) <i>SROs:</i> 24, \$330 to \$305-\$70 and 2, \$350 to \$99-\$70	26: 0-15% 0: 16-30%	2	33, Near South Side
A Safe Haven LLC / KMA Holdings LLC 4750-58 S. Michigan	\$48600	7 unit(s) <i>2 br.</i> 2, \$700 to \$340 <i>3 br.</i> 1, \$900 to \$390 and 1, \$900 to \$170 <i>4 br.</i> 3, \$1000 to \$220-\$440	3: 0-15% 4: 16-30%	3	38, Grand Boulevard
Barnes Real Estate 4749 S. Throop	\$7380	1 unit(s) <i>3 br.</i> 1, \$1050 to \$435	1: 0-15%	3	61, New City
Barnes Real Estate 4637-39 S. Prairie	\$21624	2 unit(s) <i>2 br.</i> 1, \$982 to \$190 <i>5 br.</i> 1, \$1250 to \$240	2: 0-15%	3	38, Grand Boulevard
Barnes Real Estate 3840-02 S. King Dr	\$32460	5 unit(s) <i>1 br.</i> 3, \$600 to \$125-140 <i>2 br.</i> 2, \$780 to \$125-140	5: 0-15%	3	35, Douglas
Barnes Real Estate 4824 S. Prairie	\$17520	2 unit(s) <i>5 br.</i> 2, \$990 to \$260	2: 16-30%	3	38, Grand Boulevard
Chicago Metro Hsg Dev Corp (Progressive Square LP) 4748-56 S. Wabash	\$26220	4 unit(s) <i>2 br.</i> 3, \$875 to \$340 <i>3 br.</i> 1, \$975 to \$390	4: 16-30%	3	38, Grand Boulevard

CHICAGO LOW-INCOME HOUSING TRUST FUND: SUMMARY OF PROJECTS FUNDED UNDER THE RENTAL SUBSIDY PROGRAM

January 1 – March 31, 2009

Organization and Address of Project	Amount of Annual Subsidy	Total Number of Units Receiving Assistance and Breakdown of Subsidized Rents		Income Level Served	Ward	Community Area
CMHDC c/o Kass Management 5152-78 S. King Dr	\$6120	1 unit(s)	1 br: 1, \$630 to \$120	1: 0-15%	3	40, Washington Park
Holsten Management (Hilliard Homes LP) 2111 S. Clark	\$17340	7 unit(s)	1 br: 7, \$580-\$705 to \$380-\$505	7: 16-30%	3	33, Near South Side
Hull, Stanley 8010 S. Evans	\$8760	1 unit(s)	2 br: 1, \$900 to \$170	1: 0-15%	3	44, Chatham
Jackson, Sammie 4945 S. Halsted	\$6120	1 unit(s)	2 br: 1, \$900 to \$390	1: 16-30%	3	61, New City
King Preservation LP 5049 S. King Drive	\$54900	8 unit(s)	2 br: 5, \$725 to \$299-\$190 4 br: 2, \$950 to \$2995 br: 1, \$1,050 to \$260	4: 0-15% 4: 16-30%	3	38, Grand Boulevard
Metroplex (Park Apts. Ltd. Partnership) 220 E. Garfield / 5730 S. Calumet	\$211892	36 unit(s)	1 br: 3, \$675 to \$140 2 br: 17, \$740-823 to \$431-421 and 2, \$850 to \$170 3 br: 12, \$860 to \$490 and 2, \$900-950 to \$360-258	6: 0-15% 30: 16-30%	3	40, Washington Park
Preferred Hyde Park 4544 S. Indiana	\$12000	1 unit(s)	4 br: 1, \$1,200 to \$200	1: 0-15%	3	40, Washington Park
Redevelopment Services Corp. 4331 S. King Dr	\$7650	1 unit(s)	4 br: 1, \$1,100 to \$465	1: 16-30%	3	38, Grand Boulevard
Savic, Dusan c/o Maya Savic 5848-52 S. Normal / 500 W 59th St	\$39480	5 unit(s)	1 br: 1, \$670 to \$140 2 br: 3, \$850 to \$170 3 br: 1, \$950 to \$200	5: 0-15%	3	68, Englewood
Walker Properties, Inc. 4457-59 S. Indiana	\$19140	5 unit(s)	2 br: 4, \$505-\$575 to \$140-325 3 br: 1, \$575 to \$325	3: 0-15% 2: 16-30%	3	38, Grand Boulevard

CHICAGO LOW-INCOME HOUSING TRUST FUND: SUMMARY OF PROJECTS FUNDED UNDER THE RENTAL SUBSIDY PROGRAM

January 1 – March 31, 2009

Organization and Address of Project	Amount of Annual Subsidy	Total Number of Units Receiving Assistance and Breakdown of Subsidized Rents		Income Level Served	Ward	Community Area
Chicago Metro Hsg Dev. Corp (Kenwood Oakland LLC) 4341-43 S. Greenwood	\$21840	2 unit(s)	4 br. 2, \$1,350 to \$440	2: 16-30%	4	39, Kenwood
Chicago Metro Hsg Dev. Corp (Kenwood Oakland LLC) 4151-53 S. Berkely	\$17040	2 unit(s)	3 br. 2, \$1,100 to \$390	2: 16-30%	4	36, Oakland
Heartland Housing (The Sutherland) 4659 S. Drexel	\$100500	49 unit(s)	<i>Studios:</i> 23, \$ 295-\$500 to \$120-\$395 <i>1 br.</i> 24, \$300-\$685 to \$125-\$510 <i>2 br.</i> 2, \$585-\$685 - \$410-\$510	10: 0-15% 39: 16-30%	4	39, Kenwood
Mayberry, Gary & Seniorites 4356 S. Berkeley	\$3816	1 unit(s)	3 br. 1, \$950 to \$632	1: 16-30%	4	39, Kenwood
Oates, Beutonna 4340 S. Lake Park	\$10500	1 unit(s)	5 br. 1, \$1,050 to \$175	1: 0-15%	4	39, Kenwood
Sarden, Darlene 8722 S. Crandon	\$9900	1 unit(s)	3 br. 1, \$1025 to \$200	1: 0-15%	4	48, Calumet Heights
W. & W. Properties LLC 4611-17 S. Drexel	\$53640	10 unit(s)	2 br. 10, \$597-\$800 to \$150-\$400	10: 0-15%	4	39, Kenwood
AIC Holdings, LLC 2017-19 E. 72nd	\$16800	2 unit(s)	3 br. 2, \$900 to \$200	1: 0-15% 1: 16-30%	5	43, South Shore
All Properties 6734 S. Clyde	\$6720	1 unit(s)	3 br. 1, \$950 to \$390	1: 16-30%	5	43, South Shore
All Properties (Channel Price) 6757-59 S Clyde / 2106-08 E 68th	\$23520	3 unit(s)	2 br. 2, \$775 to \$170 3 br. 1, \$950 to \$200	2: 0-15% 1: 16-30%	5	43, South Shore
All Properties (Jason Schere) 6916 S. Clyde	\$24900	4 unit(s)	<i>Studios:</i> 3, \$500 to \$0 <i>1 br.</i> 1, \$575 to \$0	4: 0-15%	5	43, South Shore

CHICAGO LOW-INCOME HOUSING TRUST FUND: SUMMARY OF PROJECTS FUNDED UNDER THE RENTAL SUBSIDY PROGRAM

January 1 – March 31, 2009

Organization and Address of Project	Amount of Annual Subsidy	Total Number of Units Receiving Assistance and Breakdown of Subsidized Rents		Income Level Served	Ward	Community Area
Brown, L. Chandrea 1948 E. 73rd St.	\$5640	1 unit(s)	3 br. 1, \$960 to \$490	1: 16-30%	5	43, South Shore
CJD Projects III LP 6936-44 S. Clyde	\$7020	1 unit(s)	3 br. 1, \$950 to \$365	1: 16-30%	5	43, South Shore
Darling, Jake J. 6845 S. Ridgeland	\$8100	1 unit(s)	3 br. 1, \$1,200 to \$525	1: 16-30%	5	43, South Shore
Dibane LLC 7353 S. Kenwood	\$10800	1 unit(s)	3 br. 1, \$1100 to \$200	1: 0-15%	5	43, South Shore
Family Rescue Development Corp. 6820-30 S. Ridgeland	\$82710	22 unit(s)	1 br. 6, \$380 to \$52-\$356 2 br. 6, \$475 to \$65-\$219 3 br. 10, \$530 to \$41- \$385	22: 0-15%	5	43, South Shore
Island Terrace Apartments 6430 S. Stony Island	\$12456	2 unit(s)	1 br. 1, \$749 to \$274 2 br. 1, \$ 955 to \$366	1: 0-15% 1: 16-30%	5	42, Woodlawn
Kingston Properties LLC 7110-16 S. Cornell	\$60600	10 unit(s)	Studios: 10, \$635 to \$130	10: 0-15%	5	43, South Shore
Lakeside Real Estate (2358 E 70th Place LLC) 2358 E. 70th Place	\$42840	8 unit(s)	1 br. 6, \$700 to \$170-\$285 and 2, \$700 to \$328-\$352	4: 0-15% 4: 16-30%	5	43, South Shore
Luster, Jacqueline 2353 E. 70th St.	\$5700	1 unit(s)	2 br. 1, \$700 to \$225	1: 0-15%	5	43, South Shore
M & A Management 7005 S. Clyde	\$10500	1 unit(s)	3 br. 1, \$1,200 to \$325	1: 16-30%	5	43, South Shore
Pro Invest Realty (TWG Merrill South LLC) 7048-50 S. Merrill	\$60412	11 unit(s)	Studios: 1, \$500 to \$157 and 5, \$550 to \$130 1 br. 5, \$650 to \$140	11: 0-15%	5	43, South Shore

CHICAGO LOW-INCOME HOUSING TRUST FUND: SUMMARY OF PROJECTS FUNDED UNDER THE RENTAL SUBSIDY PROGRAM

January 1 – March 31, 2009

Organization and Address of Project	Amount of Annual Subsidy	Total Number of Units Receiving Assistance and Breakdown of Subsidized Rents		Income Level Served	Ward	Community Area
Remax Real Estate Inc (King Oden) 1509 E. Marquette	\$7200	1 unit(s)	<i>3 br.</i> 1, \$900 to \$300	1: 16-30%	5	42, Woodlawn
The Genesis Group 7024, Inc. 7024-32 S. Paxton	\$51768	8 unit(s)	<i>2 br.</i> 2, \$775 to \$196-\$125 and 3, \$775 to \$300 -\$250 <i>3 br.</i> 1, \$775 to \$200 and 2, \$815 to \$345-\$250	3: 0-15% 5: 16-30%	5	43, South Shore
WECAN 1554-56 E 65th	\$46656	8 unit(s)	<i>Studios:</i> 1, \$581 to \$130 <i>1 br.</i> 7, \$631 to \$140	8: 0-15%	5	42, Woodlawn
Wilbourn, Sandy 6511 S. Blackstone	\$5724	1 unit(s)	<i>2 br.</i> 1, \$1,000 to \$523	1: 16-30%	5	42, Woodlawn
7948-58 Wabash LLC (Gurvayse Wilkes) 7948-58 S. Wabash / 20-22 E 80th	\$9960	2 unit(s)	<i>1 br.</i> 2, \$700 to \$285	2: 16-30%	6	44, Chatham
Barnes Real Estate 7531 S. Eberhart	\$7896	1 unit(s)	<i>5 br.</i> 1, \$1,093 to \$435	1: 0-15%	6	69, Greater Grand Crossing
Boyd, Christopher / DAQ Inc. 6712 S. Halsted	\$9060	1 unit(s)	<i>2 br.</i> 1, \$925 to \$170	1: 0-15%	6	68, Englewood
Breges Mgt (Hopkins, Lynette & Jerry) 7557-59 S. Calumet / 348-58 E 76th	\$9840	2 unit(s)	<i>1 br.</i> 2, \$525-\$575 to \$285	2: 16-30%	6	69, Greater Grand Crossing
Brown, Yolanda 7556 S. Langley / 654 E 76th	\$7620	1 unit(s)	<i>1 br.</i> 1, \$775 to \$140	1: 0-15%	6	69, Grand Crossing
Ekong, Eno 6712 S. Emerald	\$8100	1 unit(s)	<i>3 br.</i> 1, \$900 to \$255	1: 0-15%	6	68, Englewood

CHICAGO LOW-INCOME HOUSING TRUST FUND: SUMMARY OF PROJECTS FUNDED UNDER THE RENTAL SUBSIDY PROGRAM

January 1 – March 31, 2009

Organization and Address of Project	Amount of Annual Subsidy	Total Number of Units Receiving Assistance and Breakdown of Subsidized Rents		Income Level Served	Ward	Community Area
Jones, Larry 738 E. 87th Place	\$10080	1 unit(s)	2 br. 1, \$980 to \$140	1: 0-15%	6	44, Chatham
Kennedy, Sonia 57 W. 74th St.	\$6000	1 unit(s)	2 br. 1, \$775 to \$275	1: 16-30%	6	69, Greater Grand Crossing
Kennedy, Sonia 7110 S. Lafayette	\$12960	1 unit(s)	4 br. 1, \$1300 to \$220	1: 0-15%	6	69, Greater Grand Crossing
Marsh, Mary Ann & Reginald 7538 S. Rhodes	\$5832	1 unit(s)	3 br. 1, \$1,100 to \$614	1: 16-30%	6	69, Greater Grand Crossing
Payne, Charles 7331 S. Vernon	\$5460	1 unit(s)	1 br. 1, \$800 to \$345	1: 16-30%	6	69, Greater Grand Crossing
Peoples, Sedalia 6948 S. Wabash	\$11400	1 unit(s)	3 br. 1, \$1150 to \$200	1: 0-15%	6	69, Greater Grand Crossing
Pierce, Lee & Barbara 7934-42 S. Wabash	\$6720	1 unit(s)	1 br. 1, \$700 to \$140	1: 0-15%	6	44, Chatham
7613 Kingston, LLC 7613-17 S. Kingston	\$24600	4 unit(s)	2 br. 3, \$725 to \$170 and 1, \$725 to \$340	3: 0-15% 1: 16-30%	7	43, South Shore
All Properties Real Estate, Inc. 7849-53 S. Coles	\$68640	13 unit(s)	Studios: 6, \$500 to \$130 and 7, \$500 to \$0	13: 0-15%	7	43, South Shore
All Properties Real Estate, Inc. 3004 E. 78th St.	\$7164	1 unit(s)	2 br. 1, \$750 to \$175	1: 0-15%	7	43, South Shore
Amuwo, Shaffdeen / Public Health Associates LLC 2666 E. 78th	\$8352	2 unit(s)	2 br. 2, \$750-\$700 to \$500-\$250	1: 0-15% 1: 16-30%	7	43, South Shore
Brown, Elzy L 2648-54 W 78th	\$13920	2 unit(s)	2 br. 2, \$750 to \$170	2: 0-15%	7	43, South Shore
Curry, Lea 7637 S. Essex	\$7320	1 unit(s)	2 br. 1, \$754 to \$140	1: 0-15%	7	43, South Shore

CHICAGO LOW-INCOME HOUSING TRUST FUND: SUMMARY OF PROJECTS FUNDED UNDER THE RENTAL SUBSIDY PROGRAM

January 1 – March 31, 2009

Organization and Address of Project	Amount of Annual Subsidy	Total Number of Units Receiving Assistance and Breakdown of Subsidized Rents		Income Level Served	Ward	Community Area
de la Cruz, Modesto 1145 N. Keeler	\$7800	1 unit(s)	<i>2 br.</i> 1, \$850 to \$200	1: 0-15%	7	43, South Shore
Dibane LLC 9747 S. Merrion	\$12720	1 unit(s)	<i>4 br.</i> 1, \$1300 to \$240	1: 0-15%	7	51, South Deering
El-Amin, Jihad 6613 S. Langley	\$7500	1 unit(s)	<i>3 br.</i> 1, \$1025 to \$400	1: 16-30%	7	46, South Chicago
Globe Realty 7559 S. Essex	\$5580	1 unit(s)	<i>3 br.</i> 1, \$900 to \$435	1: 16-30%	7	43, South Shore
Hawthorn Property Mgt (Newby Partners) 2512-14 E. 79th	\$27600	5 unit(s)	<i>1 br.</i> 5, \$600 to \$140	5: 0-15%	7	43, South Shore
Hawthorne Management (Seven Eight Shore Dr Partners) 7733 S. South Shore Dr	\$36420	7 unit(s)	<i>Studios:</i> 4, \$525 to \$130 <i>1 br.</i> 3, \$625 to \$140	7: 0-15%	7	43, South Shore
IBF Property Mgt (2523 75th LLC) 7502 S Kingston / 2523 E. 75th	\$38220	6 unit(s)	<i>Studios:</i> 5, \$650 to \$130 <i>1 br.</i> 1, \$725 to \$140	6: 0-15%	7	43, South Shore
Jackson, Safiyah 8737 S. Colfax	\$8760	1 unit(s)	<i>2 br.</i> 1, \$900 to \$170	1: 0-15%	7	46, South Chicago
Jean, Hector 2815 E. 76th St.	\$7020	1 unit(s)	<i>4 br.</i> 1, \$790 to \$205	1: 16-30%	7	43, South Shore
Luce, John (American NB&TCO of Chgo Trust #124126-07) c/o Historic Management 7901-05 S. Kingston	\$14436	5 unit(s)	<i>Studios:</i> 5, \$465 to \$297-\$155	5: 0-15%	7	46, South Chicago
Malone Realty LLC 2801 E. 77th Place	\$7800	1 unit(s)	<i>3 br.</i> 1, \$1,100 to \$450	1: 16-30%	7	43, South Shore

CHICAGO LOW-INCOME HOUSING TRUST FUND: SUMMARY OF PROJECTS FUNDED UNDER THE RENTAL SUBSIDY PROGRAM

January 1 – March 31, 2009

Organization and Address of Project	Amount of Annual Subsidy	Total Number of Units Receiving Assistance and Breakdown of Subsidized Rents		Income Level Served	Ward	Community Area
McKey & Poague RES Inc (Derosena, Lucien) 3033-41 E 79th	\$6420	1 unit(s)	<i>1 br.</i> 1, \$675 to \$140	1: 0-15%	7	46, South Chicago
Monroe, Antoinette 7337 S. Shore Dr.	\$9240	1 unit(s)	<i>2 br.</i> 1, \$960 to \$190	1: 0-15%	7	43, South Shore
MPM Property Mgt (Mack Parham) 7951-55 S. Muskegon / 2818-36 E 78th / 7750-56 S. Muskegon	\$16920	3 unit(s)	<i>Studios:</i> 3, \$600 to \$130	3: 0-15%	7	46, South Chicago
Nwanah, Patrick 7827 S. Colfax	\$7164	1 unit(s)	<i>2 br.</i> 1, \$775 to \$178	1: 0-15%	7	43, South Shore
Oldshore LLC 7210 S. Yates	\$7164	1 unit(s)	<i>2 br.</i> 1, \$850 to \$340	1: 0-15%	7	43, South Shore
Pro Invest Realty LLC (Cuyak, Susan & Zdenko) 7608-28 S. Colfax	\$105120	17 unit(s)	<i>1 br.</i> 9, \$650 to \$140 <i>2 br.</i> 6, \$750 to \$170 and 2, \$750 to \$340	15: 0-15% 2: 16-30%	7	43, South Shore
Pugh, Arnold 7838 S. Phillips	\$8220	1 unit(s)	<i>3 br.</i> 1, \$850 to \$165	1: 0-15%	7	43, South Shore
Saez, Angela 7838 S. Colfax	\$29100	5 unit(s)	<i>3 br.</i> 5, \$650-\$850 to \$165-\$345	1: 0-15% 4: 16-30%	7	43, South Shore
Stewart, Ralph 7440-44 S. Phillips	\$52920	7 unit(s)	<i>2 br.</i> 7, \$800 to \$170	7: 0-15%	7	43, South Shore
Windham, Ocie & Stephanie 7200-10 S. Shore Dr	\$7020	1 unit(s)	<i>1 br.</i> 1, \$750 to \$140	1: 0-15%	7	43, South Shore
Windy City Real Estate (LSK Stewart II LLC) 7617 S. Colfax	\$6000	1 unit(s)	<i>Studios:</i> 1, \$500 to \$0	1: 0-15%	7	43, South Shore

CHICAGO LOW-INCOME HOUSING TRUST FUND: SUMMARY OF PROJECTS FUNDED UNDER THE RENTAL SUBSIDY PROGRAM

January 1 – March 31, 2009

Organization and Address of Project	Amount of Annual Subsidy	Total Number of Units Receiving Assistance and Breakdown of Subsidized Rents		Income Level Served	Ward	Community Area
WJ Management (Essex-King Apts. LLC) 5300-10 S King Dr / 363-69 E. 53rd / 5248 S. King / 370 E. 53rd	\$43320	8 unit(s)	<i>2 br.</i> 1, \$750 to \$180 and 2, \$750 to \$450-\$415 <i>3 br.</i> 2, \$950 to \$425-\$345 and 2, \$950 to \$550-\$525 <i>4 br.</i> 1, \$1,100 to \$650	1: 0-15% 7: 16-30%	7	43, South Shore
WJ Management (Kingston Apartments LLC) 7436-46 S. Kingston / 2475 E. 74th Pl	\$59700	8 unit(s)	<i>2 br.</i> 2, \$780 to \$170-\$340 <i>3 br.</i> 2, \$950-\$975 to \$390-\$350 and 4, \$980 to \$200 to \$390	1: 0-15% 7: 16-30%	7	43, South Shore
Yurban Group LLC 8041-45 S. Manistee	\$12960	1 unit(s)	<i>4 br.</i> 1, \$1300 to \$220	1: 0-15%	7	46, South Chicago
7255 Euclid LLC 7255-57 S. Euclid / 1940-44 E. 73rd	\$31620	5 unit(s)	<i>Studios:</i> 2, \$550 to \$130 <i>1 br.</i> 1, \$675 to \$140 <i>2 br.</i> 2, \$800 to \$170	5: 0-15%	8	43, South Shore
7800-04 S Euclid LLC 7800-04 S Euclid / 1917 E 78th	\$26280	3 unit(s)	<i>2 br.</i> 3, \$900 to \$170	3: 0-15%	8	43, South Shore
7816 Cornell LLC 7816-28 S. Cornell	\$13320	2 unit(s)	<i>2 br.</i> 2, \$725 to \$170	2: 0-15% 0: 16-30%	8	43, South Shore
All Properties (Tony Pehar) 8251-61 S. Ellis	\$61200	10 unit(s)	<i>1 br.</i> 10, \$650 to \$140	10: 0-15%	8	44, Chatham
All Properties (Tony Pehar) 8222-32 S. Ingleside	\$48960	8 unit(s)	<i>1 br.</i> 8, \$650 to \$140	8: 0-15%	8	44, Chatham
BN Realty Enterprises LLC 7807-09 S. Cornell	\$20160	2 unit(s)	<i>2 br.</i> 2, \$1,200 to \$395-\$325	2: 16-30%	8	43, South Shore
Dimensions Management (Red Cedar Partners, LLC) 8049 S. Maryland	\$71400	10 unit(s)	<i>1 br.</i> 10, \$735 to \$140	10: 0-15%	8	44, Chatham

CHICAGO LOW-INCOME HOUSING TRUST FUND: SUMMARY OF PROJECTS FUNDED UNDER THE RENTAL SUBSIDY PROGRAM

January 1 – March 31, 2009

Organization and Address of Project	Amount of Annual Subsidy	Total Number of Units Receiving Assistance and Breakdown of Subsidized Rents		Income Level Served	Ward	Community Area
Hinton, Jesse 1157 E 82nd	\$9360	1 unit(s)	2 br. 1, \$950 to \$170	1: 0-15%	8	45, Avalon Park
Hinton, Jesse 7541 S. Ellis	\$6720	1 unit(s)	1 br. 1, \$700 to \$140	1: 0-15%	8	69, Greater Grand Crossing
Hutchinson, Joel 8029 S. Dobson	\$21744	3 unit(s)	1 br. 3, \$744 to \$140	3: 0-15%	8	44, Chatham
Hinton, Jesse 11430 S. Champlain	\$6120	1 unit(s)	1 br. 1, \$650 to \$140	1: 0-15%	9	50, Pullman
Love, Ronald 8112 S. Bennett Ave.	\$8640	1 unit(s)	4 br. 1, \$1,200 to \$480	1: 16-30%	8	46, South Chicago
MLC Properties (Ingleside Investment Group) 8101-25 S. Ingleside	\$117120	22 unit(s)	Studios: 4, \$500 to \$130 1 br. 18, \$600 to \$140	22: 0-15%	8	44, Chatham
Peel, Armel 851 E. 87th Place	\$7320	1 unit(s)	2 br. 1, \$900 to \$290	1: 0-15%	8	44, Chatham
Perri, Jackie 9247 S. Stoney Island	\$8160	1 unit(s)	2 br. 1, \$850 to \$170	1: 0-15%	8	48, Calumet Heights
Pro Invest Realty (Mario Soldo) 7851 S. Constance	\$39420	9 unit(s)	Studios: 9, \$495 to \$130	9: 0-15%	8	43, South Chicago
9409 S. Burnside	\$9360	1 unit(s)	2 br. 1, \$950 to \$170	1: 0-15%	9	44, Chatham
Barnes Real Estate 10657 S. Champlain	\$10320	1 unit(s)	2 br. 1, \$1000 to \$170	1: 0-15%	9	50, Pullman
Barnes Real Estate 10539 S. Corliss	\$8040	1 unit(s)	2 br. 1, \$1000 to \$330	1: 0-15%	9	50, Pullman
Brown, Allen 30 E. 118th	\$14640	1 unit(s)	6 br. 1, \$1,650 to \$430	1: 16-30%	9	53, West Pullman

CHICAGO LOW-INCOME HOUSING TRUST FUND: SUMMARY OF PROJECTS FUNDED UNDER THE RENTAL SUBSIDY PROGRAM

January 1 – March 31, 2009

Organization and Address of Project	Amount of Annual Subsidy	Total Number of Units Receiving Assistance and Breakdown of Subsidized Rents		Income Level Served	Ward	Community Area
Brown, Yolanda 11006 S. Indiana	\$13920	2 unit(s)	2 br. 2, \$750 to \$170	2: 0-15%	9	49, Roseland
Dunkle, Raymond Barry 11572 S. Front	\$8280	1 unit(s)	2 br. 1, \$825 to \$135	1: 0-15%	9	53, West Pullman
Grant II, Jerome 734-36 E 95th	\$17520	1 unit(s)	2 br. 1, \$900 to \$170	1: 0-15%	9	49, Roseland
Hinton, Jesse 11409-11 S. St. Lawrence	\$10800	1 unit(s)	3 br. 1, \$1,100 to \$200	1: 0-15%	9	50, Pullman
Hussain, Mubeen 10810 S. Calumet Avenue	\$20160	3 unit(s)	1 br. 3, \$750 to \$140	3: 0-15%	9	49, Roseland
Jackson, Sammie 10728 S. Wabash	\$5220	1 unit(s)	2 br. 1, \$575 to \$140	1: 0-15%	9	49, Roseland
Jackson, Willie 234 E 136th	\$14520	1 unit(s)	5 br. 1, \$1450 to \$240	1: 0-15%	9	34, Riverdale
McClendon, Edward 158-68 E. 113th St / 11250-56 S. Indiana	\$12960	1 unit(s)	4 br. 1, \$1,300 to \$220	1: 0-15%	9	49, Roseland
Starks, Dorothy 10624 S. Langley	\$10200	1 unit(s)	3 br. 1, \$1050 to \$200	1: 0-15%	9	50, Pullman
Thompson Real Estate 13150 S. Forrestville	\$8880	1 unit(s)	4 br. 1, \$1,173 to \$433	1: 16-30%	9	54, Riverdale
Washington, Major 10949-51 S. Vernon	\$4800	1 unit(s)	1 br. 1, \$600 to \$200	1: 16-30%	9	49, Roseland
Williams, Lorraine 414 W. 100th Place	\$6360	1 unit(s)	2 br. 1, \$700 to \$170	1: 0-15%	9	49, Washington Heights

CHICAGO LOW-INCOME HOUSING TRUST FUND: SUMMARY OF PROJECTS FUNDED UNDER THE RENTAL SUBSIDY PROGRAM

January 1 – March 31, 2009

Organization and Address of Project	Amount of Annual Subsidy	Total Number of Units Receiving Assistance and Breakdown of Subsidized Rents		Income Level Served	Ward	Community Area
Windy City Real Estate (LSK Stewart II LLC) 347 E. 107th Street	\$6000	1 unit(s)	<i>Studios:</i> 1, \$500 to \$0	1: 0-15%	9	49, Roseland
Boardman, William & Christine 8707 S. Escanaba	\$9360	3 unit(s)	<i>2 br:</i> 2, \$545 to \$285 <i>3 br:</i> 1, \$700 to \$440	3: 16-30%	10	46, South Chicago
Casa Kirk, Inc. c/o Claretian Association 3248 E. 92nd St.	\$30240	7 unit(s)	<i>3 br:</i> 7, \$825 to \$360	7: 16-30%	10	46, South Chicago
East Lake Management / South East Little Village Ltd. Part. U.N.O. 2837 E 90th / 2849 E 90th / 3066 E. 92nd / 9001 S. Muskegon	\$18360	6 unit(s)	<i>2 br:</i> 4, \$410 to \$165-\$185 <i>3 br:</i> 2, \$450 to \$190	6: 0-15%	10	46, South Chicago
Ojeda, Lisa 8842 S. Houston	\$19200	2 unit(s)	<i>3 br:</i> 2, \$1000 to \$200	2: 0-15%	10	46, South Chicago
Ojeda, Lisa 8718 S. Commercial	\$11760	1 unit(s)	<i>4 br:</i> 1, \$1200 to \$220	1: 0-15%	10	46, South Chicago
Rehab South Chicago c/o Claretians Associates 3251 E. 91st St.	\$6158	2 unit(s)	<i>3 br:</i> 1, \$541 to \$446 <i>4 br:</i> 1, \$675 to \$256	2: 16-30%	10	46, South Chicago
Southeast Chicago Dev. Comm. (9001 Commercial Building) 9001 S. Commercial	\$17640	3 unit(s)	<i>2 br:</i> 1, \$710 to \$170 and 2, \$720 to \$200-\$310	1: 0-15% 2: 16-30%	10	46, South Chicago

CHICAGO LOW-INCOME HOUSING TRUST FUND: SUMMARY OF PROJECTS FUNDED UNDER THE RENTAL SUBSIDY PROGRAM

January 1 – March 31, 2009

Organization and Address of Project	Amount of Annual Subsidy	Total Number of Units Receiving Assistance and Breakdown of Subsidized Rents		Income Level Served	Ward	Community Area
Southeast Chicago Development Commission (8954-56 Commercial Ave. Building LP) 8954-56 S. Commercial	\$18540	4 unit(s)	<i>3 br.</i> 1, \$685 to \$335 <i>4 br.</i> 3, \$750-\$745 to \$420-\$295	4: 0-15%	10	46, South Chicago
Villa Guadalupe Senior Services, Inc. c/o Claretian Associates 3201 E. 91st St.	\$145744	37 unit(s)	<i>Studios:</i> 1, \$465 to \$240 <i>1 br.</i> 33, \$660-\$486 to \$366-\$317 <i>2 br.</i> 3, \$832 to \$362-\$245	37: 16-30%	10	46, South Chicago
Williams, Adedapo 8734 S. Escanaba	\$7860	1 unit(s)	<i>2 br.</i> 1, \$825 to \$170	1: 0-15%	10	46, South Chicago
Blum, Christopher 3033 S. Broad	\$11160	1 unit(s)	<i>2 br.</i> 1, \$1100 to \$170	1: 0-15%	11	60, Bridgeport
Barnes Real Estate 2310 S. Sacramento	\$6120	1 unit(s)	<i>1 br.</i> 1, \$685 to \$175	1: 0-15%	12	30, South Lawndale
Goss, Edward 2505 W. 69th St.	\$5880	1 unit(s)	<i>3 br.</i> 1, \$850 to \$360	1: 16-30%	13	65, West Lawn
5600 LTB LLC 5600-02 S. Michigan / 71-73 E 56th St.	\$46440	5 unit(s)	<i>2 br.</i> 2, \$850 to \$170 <i>3 br.</i> 3, \$1,100 to \$200-\$390	5: 0-15%	15	40, Washington Park
Barnes Real Estate 1715 W. 58th	\$7320	1 unit(s)	<i>2 br.</i> 1, \$800 to \$190	1: 0-15%	15	67, West Englewood
Chicago Metro Hsg. Dev Corp 6315-19 S. California	\$20940	4 unit(s)	<i>Studios:</i> 2, \$650 to \$265 <i>1 br.</i> 1, \$750 to \$285 <i>2 br.</i> 1, \$850 to \$340	4: 16-30%	15	68, Chicago Lawn

CHICAGO LOW-INCOME HOUSING TRUST FUND: SUMMARY OF PROJECTS FUNDED UNDER THE RENTAL SUBSIDY PROGRAM

January 1 – March 31, 2009

Organization and Address of Project	Amount of Annual Subsidy	Total Number of Units Receiving Assistance and Breakdown of Subsidized Rents		Income Level Served	Ward	Community Area
Churchview Manor Apartments c/o Greater Southwest Dev Corp. 2626 W. 63rd St.	\$58380	20 unit(s)	1 br. 19, \$582 to \$332 2 br. 1, \$721 to \$400	20: 16-30%	15	66, Chicago Lawn
Earle, Penny 6824 S. Wood / 6759 S Wood	\$13020	3 unit(s)	3 br. 2, \$770 to \$325-\$580 4 br. 1, \$850 to \$400	1: 0-15% 2: 16-30%	15	67, West Englewood
Jackson, Keith & Tanya 5841 S. Calumet	\$8280	1 unit(s)	4 br. 1, \$1,050 to \$360	1: 16-30%	15	66, Chicago Lawn
Josephs, Edward 6735 S. Claremont	\$11400	1 unit(s)	3 br. 1, \$1150 to \$200	1: 0-15%	15	66, Chicago Lawn
Park Mgt & Investments 6307 S. Rockwell	\$5340	1 unit(s)	2 br. 1, \$585 to \$140	1: 0-15%	15	66, Chicago Lawn
Patria Partners, LLC 5925 S. Marshfield	\$9600	1 unit(s)	3 br. 1, \$1,230 to \$430	1: 16-30%	15	67, West Englewood
Pehar, Antoinette c/o ZAP Management, Inc 6346-54 S. Fairfield	\$61200	10 unit(s)	1 br. 10, \$650 to \$140	10: 0-15%	15	66, Chicago Lawn
Plienias, Andrew 2901-11 W 64th	\$21780	3 unit(s)	2 br. 3, \$775 to \$170-\$340	2: 0-15% 1: 16-30%	15	67, West Englewood
Ratliff, Stanley 6228 S. Rockwell	\$10056	1 unit(s)	3 br. 1, \$1038 to \$200	1: 0-15%	15	66, Chicago Lawn
Scott III, Milton M. 6435 S. Artesian	\$11400	1 unit(s)	3 br. 1, \$1,150 to \$200	1: 0-15%	15	66, Chicago Lawn
West Englewood Ltd Partnership (Clara's Village) 6355 S. Wood / 1637 W 59th / 1901 W 59th / 1941 W 59th	\$74880	8 unit(s)	3 br. 1, \$980 to \$200	8: 0-15%	15	67, West Englewood

CHICAGO LOW-INCOME HOUSING TRUST FUND: SUMMARY OF PROJECTS FUNDED UNDER THE RENTAL SUBSIDY PROGRAM

January 1 – March 31, 2009

Organization and Address of Project	Amount of Annual Subsidy	Total Number of Units Receiving Assistance and Breakdown of Subsidized Rents		Income Level Served	Ward	Community Area
Arlandiz, Elizabeth & Sergio 5550 S. Mozart	\$5400	1 unit(s)	2 br. 1, \$750 to \$300	1: 16-30%	16	63, Gage Park
Barnes Real Estate 5346 S. Carpenter	\$11100	1 unit(s)	3 br. 1, \$1125 to \$200	1: 0-15%	16	61, New City
Barnes Real Estate 5226 S. May	\$7020	1 unit(s)	2 br. 1, \$725 to \$140	1: 0-15%	16	61, New City
Barnes Real Estate 5529 S. Ada	\$8220	1 unit(s)	3 br. 1, \$850 to \$165	1: 0-15%	16	67, West Englewood
Barnes Real Estate 5735 S. Elizabeth	\$8880	1 unit(s)	5 br. 1, \$1,100 to \$360	1: 0-15%	16	67, West Englewood
Barnes Real Estate 6224 S. Morgan	\$17400	2 unit(s)	1 br. 1, \$800 to \$130 4 br. 1, \$1,250 to \$180	2: 0-15%	16	68, Englewood
Barnes Real Estate 6340 S. Sangamon	\$7320	1 unit(s)	2 br. 1, \$800 to \$190	1: 0-15%	16	68, Englewood
Barnes Real Estate 2214 W. 51st	\$6480	1 unit(s)	2 br. 1, \$800 to \$260	1: 0-15%	16	63, Gage Park
Carter, Charles & Sisceodies 6201 S. Justine	\$9720	1 unit(s)	3 br. 1, \$1200 to \$390	1: 16-30%	16	61, New City
Davis, Dianna 1107 W. Garfield Blvd.	\$11220	2 unit(s)	1 br. 1, \$550 to \$125 2 br. 1, \$650 to \$140	2: 0-15%	16	68, New City
Elzy, Curtis 5337 S. Carpenter	\$7500	1 unit(s)	4 br. 1, \$1000 to \$375	1: 16-30%	16	61, New City
Goss, Edward 5925 S. Rockwell	\$5880	1 unit(s)	3 br. 1, \$850 to \$360	1: 16-30%	16	66, Chicago Lawn
Miller, Jeanette 5539 S. Sangamon	\$6300	1 unit(s)	3 br. 1, \$900 to \$375	1: 16-30%	16	68, Englewood

CHICAGO LOW-INCOME HOUSING TRUST FUND: SUMMARY OF PROJECTS FUNDED UNDER THE RENTAL SUBSIDY PROGRAM

January 1 – March 31, 2009

Organization and Address of Project	Amount of Annual Subsidy	Total Number of Units Receiving Assistance and Breakdown of Subsidized Rents		Income Level Served	Ward	Community Area
Oates, Beutonna 5658 S. Bishop	\$5100	1 unit(s)	<i>3 br.</i> 1, \$750 to \$325	1: 16-30%	16	67, West Englewood
Oates, Beutonna 1411 W. 55th	\$8424	1 unit(s)	<i>4 br.</i> 1, \$887 to \$185	1: 0-15%	16	67, West Englewood
Sarden, Darlene 6241 S. Throop	\$9900	1 unit(s)	<i>3 br.</i> 1, \$1025 to \$200	1: 0-15%	16	67, West Englewood
Turner, Susie & Robert 5522 S Ada	\$12960	1 unit(s)	<i>4 br.</i> 1, \$1300 to \$220	1: 0-15%	16	67, Englewood
Ulmer, Tina 5400 S. Loomis	\$10320	1 unit(s)	<i>4 br.</i> 1, \$1,300 to \$440	1: 16-30%	16	61, New City
Ulmer, Tina 6133 S. Bishop	\$12000	1 unit(s)	<i>3 br.</i> 1, \$1200 to \$200	1: 0-15%	16	67, West Englewood
Barnes Real Estate 6239 S. Ashland	\$11760	1 unit(s)	<i>4 br.</i> 1, \$1,200 to \$220	1: 0-15%	17	67, West Englewood
Barnes Real Estate 7230 S. Yale	\$14256	1 unit(s)	<i>6 br.</i> 1, \$1398 to \$210	1: 0-15%	17	69, Greater Grand Crossing
Barnes Real Estate 6733 S. Morgan	\$8520	1 unit(s)	<i>3 br.</i> 1, \$875 to \$165	1: 0-15%	17	68, Englewood
Catholic Charities Hsg Dev Corp. (St. Leo's Residence LP) 7750 S. Emerald	\$67560	10 unit(s)	<i>Studios:</i> 10, \$693 to \$130	10: 0-15%	17	71, Auburn Gresham
Cooper, Crystal 7620 S. Peoria	\$10800	1 unit(s)	<i>3 br.</i> 1, \$1,100 to \$200	1: 0-15%	17	71, Auburn Gresham
Eggleston Prop, LLC 443 W. 75th / 7502-06 S Eggleston	\$21000	5 unit(s)	<i>3 br.</i> 4, \$850 to \$500-\$490 and 1, \$865 to \$515	5: 16-30%	17	69, Greater Grand Crossing

CHICAGO LOW-INCOME HOUSING TRUST FUND: SUMMARY OF PROJECTS FUNDED UNDER THE RENTAL SUBSIDY PROGRAM

January 1 – March 31, 2009

Organization and Address of Project	Amount of Annual Subsidy	Total Number of Units Receiving Assistance and Breakdown of Subsidized Rents		Income Level Served	Ward	Community Area
Galloway, Michael 7013 S. Morgan	\$9360	1 unit(s)	<i>2 br.</i> 1, \$950 to \$170	1: 0-15%	17	68, Englewood
Gibson, Diana 7728 S. Bishop	\$10800	1 unit(s)	<i>3 br.</i> 1, \$1100 to \$200	1: 0-15%	17	71, Auburn
Harris, Brian 7830 S. Sangamon	\$15480	2 unit(s)	<i>3 br.</i> 2, \$950 to \$250-\$360	1: 0-15% 1: 16-30%	17	71, Auburn Gresham
Jackson, Cynthia 7929 S. Harvard	\$5220	1 unit(s)	<i>3 br.</i> 1, \$835 to \$400	1: 16-30%	17	44, Chatham
Kass Management (Kass Management Services Inc / 2300 W St Paul LLC / CMRD Properties LLC) 1370-82 W. 79th / 7847-59 S. Loomis	\$39720	10 unit(s)	<i>Studios:</i> 7, \$525 to \$130 <i>1 br.</i> 3, \$585 to \$140	10: 0-15%	17	71, Auburn Gresham
Kennebrew, Darlene & James 1564 W Marquette / 6648-50 S. Justine	\$15720	2 unit(s)	<i>2 br.</i> 2, \$825 to \$170 - \$340	1: 0-15% 1: 16-30%	17	67, Englewood
Ogunfemi, Adewale 7237 S. Yales	\$6120	1 unit(s)	<i>2 br.</i> 1, \$900 to \$390	1: 16-30%	17	69, Greater Grand Crossing
Silas, Michelle 7800 S. Ada	\$11940	1 unit(s)	<i>4 br.</i> 1, \$1,625 to \$630	1: 16-30%	17	71, Auburn Gresham
SSG Ltd. Partnership 7000-10 S. Sangamon	\$13920	4 unit(s)	<i>3 br.</i> 4, \$800-\$615 to \$435-\$325	4: 16-30%	17	68, Englewood
White, Ylanda 6504 S. Bishop	\$7320	1 unit(s)	<i>3 br.</i> 1, \$1000 to \$390	1: 16-30%	17	67, West Englewood
Williamson, Reginald 7742 S. Muskegon	\$9600	1 unit(s)	<i>3 br.</i> 1, \$1000 to \$200	1: 0-15%	17	43, South Shore

CHICAGO LOW-INCOME HOUSING TRUST FUND: SUMMARY OF PROJECTS FUNDED UNDER THE RENTAL SUBSIDY PROGRAM

January 1 – March 31, 2009

Organization and Address of Project	Amount of Annual Subsidy	Total Number of Units Receiving Assistance and Breakdown of Subsidized Rents		Income Level Served	Ward	Community Area
Windy City Real Estate (LSK Stewart II LLC) 7701-07 S. Stewart	\$36000	6 unit(s)	<i>Studios:</i> 6, \$500 to \$0	6: 0-15%	17	69, Greater Grand Crossing
Wisniowicz, David 7014-18 S. Sangamon	\$26400	4 unit(s)	<i>2 br:</i> 2, \$760 to \$170 <i>3 br:</i> 2, \$900 to \$390	2: 0-15% 2: 16-30%	17	68, Englewood
Jackson, Willie 7718 S. Winchester	\$13560	1 unit(s)	<i>4 br:</i> 1, \$1350 to \$220	1: 0-15%	18	71, Auburn Gresham
Page, Bobbie 8434 S. Paulina	\$5400	1 unit(s)	<i>1 br:</i> 1, \$575 to \$125	1: 0-15%	18	71, Auburn Gresham
Turner, Susie & Robert 8501 S. Kedzie	\$7320	1 unit(s)	<i>1 br:</i> 1, \$750 to \$140	1: 0-15%	18	70, Ashburn
1622 California Venture LLC c/o Audit Management Inc. 1622 N. California	\$28440	6 unit(s)	<i>SROs:</i> 6, \$525 to \$130	6: 0-15%	20	68, Englewood
6109-19 S. Indiana LP c/o Gilead Property Mgmt 6109-19 S. Indiana	\$21600	4 unit(s)	<i>2 br:</i> 2, \$650 to \$405-\$110 <i>3 br:</i> 2, \$800-\$750 to \$270-\$265	4: 0-15%	20	40, Washington Park
Barnes Real Estate 5161 S. Michigan	\$8880	1 unit(s)	<i>2 br:</i> 1, \$875 to \$135	1: 0-15%	20	40, Washington Park
Barnes Real Estate 5612 S. Rhodes	\$10800	1 unit(s)	<i>3 br:</i> 1, \$1,100 to \$200	1: 0-15%	20	40, Washington Park
Barnes Real Estate 5717-19 S. Prairie	\$39600	4 unit(s)	<i>3 br:</i> 2, \$900 to \$245-\$225 and 1, \$1100 to \$200 <i>4 br:</i> 1, \$1250 to \$180	4: 0-15%	20	40, Washington Park
Barnes Real Estate 6041 S. Indiana	\$8520	1 unit(s)	<i>3 br:</i> 1, \$1,100 to \$390	1: 16-30%	20	40, Washington Park

CHICAGO LOW-INCOME HOUSING TRUST FUND: SUMMARY OF PROJECTS FUNDED UNDER THE RENTAL SUBSIDY PROGRAM

January 1 – March 31, 2009

Organization and Address of Project	Amount of Annual Subsidy	Total Number of Units Receiving Assistance and Breakdown of Subsidized Rents		Income Level Served	Ward	Community Area
Barnes Real Estate 929 W. 54th Place	\$8580	1 unit(s)	3 br. 1, \$980 to \$265	1: 0-15%	20	61, New City
Dorchester Way Apts. Ltd. Part. 6800 S. Dorchester	\$23520	4 unit(s)	2 br. 2, \$750-820 to \$260-330 3 br. 2, \$900 to \$410	4: 16-30%	20	42, Woodlawn
Eden Development Corp 5627-29 S. Indiana / 5532-34 S. Indiana	\$12240	3 unit(s)	3 br. 2, \$600 to \$325 4 br. 1, \$700 to \$375	3: 16-30%	20	40, Washington Park
Metroplex Inc. (6140 South Drexell LLC) 6140 S. Drexel	\$33460	5 unit(s)	2 br. 2, \$825-865 to \$305-\$410 3 br. 3, \$1010-1020 to \$410-\$420	5: 16-30%	20	42, Woodlawn
Metroplex Inc. (South Park, Apts.) 5950 S. King Dr. / 5951 S. Calumet	\$41544	7 unit(s)	2 br. 4, \$782-\$811 to \$251-\$407 3 br. 3, \$884 to \$459	2: 0-15% 5: 16-30%	20	40, Washington Park
Paragon Investments LLC c/o Jason Donajkowski 829 W. 54th Place	\$10800	1 unit(s)	3 br. 1, \$1,100 to \$200	1: 0-15%	20	61, New City
Pro Invest (5606 S. Wabash, LLC) 5606 S. Wabash	\$25308	4 unit(s)	2 br. 2, \$800 to \$170-\$285 3 br. 2, \$872 to \$390	1: 0-15% 3: 16-30%	20	40, Washington Park
Pro Invest Realty LLC (TWG Prairie LLC) 6034-52 S. Prairie	\$35952	6 unit(s)	1 br. 1, \$650 to \$400 2 br. 2, \$740-\$775 to \$275-\$483 and 2, \$750 to \$266-\$400 3 br. 1, \$950 to \$325	3: 0-15% 3: 16-30%	20	40, Washington Park
S & S Real Estate Development 6628 S. Evans	\$11760	1 unit(s)	4 br. 1, \$1200 to \$220	1: 0-15%	20	40, Washington Park
The Yale Building 6565 S. Yale	\$54228	13 unit(s)	1 br. 13, \$600-470 to \$285-\$140	10: 0-15% 3: 16-30%	20	68, Englewood

CHICAGO LOW-INCOME HOUSING TRUST FUND: SUMMARY OF PROJECTS FUNDED UNDER THE RENTAL SUBSIDY PROGRAM

January 1 – March 31, 2009

Organization and Address of Project	Amount of Annual Subsidy	Total Number of Units Receiving Assistance and Breakdown of Subsidized Rents		Income Level Served	Ward	Community Area
Tookes, Oliver 6116-34 S. King Drive	\$64920	10 unit(s)	1 br. 8, \$650 to \$140 2 br. 1, \$825 to \$170 3 br. 1, \$875 to \$200	10: 0-15%	20	40, Washington Park
WECAN 1411-15 E 65th	\$25560	2 unit(s)	3 br. 2, \$1265 to \$200	2: 0-15% 0: 16-30%	20	42, Woodlawn
WECAN 6146 S. Kenwood	\$33060	7 unit(s)	1 br. 1, \$570 to \$245 and 3, \$570 to \$140 3 br. 3, \$785 to \$215-\$575	4: 0-15% 3: 16-30%	20	42, Woodlawn
WECAN 6230 S. Dorchester	\$42720	8 unit(s)	Studios: 8, \$575 to \$130	8: 0-15%	20	42, Woodlawn
Woodlawn Dev Associates 6224-26 S. Kimbark	\$12852	3 unit(s)	1 br. 2, \$577-627 to \$212-355 3 br. 1, \$810 to \$376	3: 16-30%	20	42, Woodlawn
1335 W. 81st LLC c/o Sylvia Kosir 1335-41 W. 81st	\$4920	1 unit(s)	2 br. 1, \$750 to \$340	1: 0-15%	21	71, Auburn Gresham
8052 S. Laflin LLC c/o Sylvia Kosir 1504-10 W. 81st	\$20700	2 unit(s)	1 br. 1, \$655 to \$225 2 br. 1, \$750 to \$320	2: 0-15%	21	71, Auburn Gresham
Bradley, Latricia 9443 S. Justine	\$5400	1 unit(s)	2 br. 1, \$900 to \$450	1: 16-30%	21	73, Washington Heights
Chicago Metro Hsg Dev Corp 9101-09 S. Beverly	\$28980	3 unit(s)	1 br. 2, \$750 to \$285 2 br. 1, \$850 to \$340	3: 16-30%	21	73, Washington Heights
Chicago Metro Hsg Dev. Corp (CMHDC Properties LLC) 7955-59 S. Paulina / 1648 W. 80th St	\$19560	3 unit(s)	2 br. 1, \$850 to \$340 3 br. 2, \$950 to \$390	3: 16-30%	21	71, Auburn Gresham
Chicago Metro Hsg Dev. Corp (CMHDC Properties LLC) 1401-11 W. 80th St.	\$18360	3 unit(s)	2 br. 3, \$850 to \$340	3: 16-30%	21	71, Auburn Gresham

CHICAGO LOW-INCOME HOUSING TRUST FUND: SUMMARY OF PROJECTS FUNDED UNDER THE RENTAL SUBSIDY PROGRAM

January 1 – March 31, 2009

Organization and Address of Project	Amount of Annual Subsidy	Total Number of Units Receiving Assistance and Breakdown of Subsidized Rents		Income Level Served	Ward	Community Area
Great American Realty 1342 W. 82nd St.	\$10560	2 unit(s)	<i>1 br.</i> 1, \$610 to \$290 <i>2 br.</i> 1, \$750 to \$190	1: 0-15% 1: 16-30%	21	71, Auburn Gresham
MPG Global Real Estate 9401 S. Ashland / 1553 W. 94th	\$24000	4 unit(s)	<i>Studios:</i> 4, \$500 to \$0	4: 0-15%	21	73, Washington Heights
Nautilus Investments LLC (Sandeep & Carolyn Sood) 8101 S Marshfield	\$41160	4 unit(s)	<i>2 br.</i> 1, \$900 to \$170 <i>3 br.</i> 3, \$1100 to \$200	4: 0-15%	21	71, Auburn Gresham
Windy City Real Estate (LSK Stewart II LLC) 1443-47 W. 79th	\$6000	1 unit(s)	<i>Studios:</i> 1, \$500 to \$0	1: 0-15%	21	71, Auburn Gresham
Austin Property Mgt (Evoywest Chicago LLC) 3635-45 W. Cermak / 2210-14 S. Millard	\$89940	11 unit(s)	<i>1 br.</i> 4, \$725 to \$140 <i>2 br.</i> 5, \$875 to \$170 <i>3 br.</i> 1, \$975 to \$200 <i>4 br.</i> 1, \$1,075 to \$220	11: 0-15%	22	30, South Lawndale
Barnes Real Estate 2349 S. Drake	\$9120	1 unit(s)	<i>3 br.</i> 1, \$975 to \$215	1: 16-30%	22	30, South Lawndale
Dancea, George & Marius 4126 W. 24th Place	\$50880	9 unit(s)	<i>1 br.</i> 8, \$550 to \$140-\$285 <i>2 br.</i> 1, \$650 to \$340	8: 0-15% 1: 16-30%	22	30, South Lawndale
Kosinski, Henry & Jeanine 3751 W. 55th	\$9360	1 unit(s)	<i>2 br.</i> 1, \$950 to \$170	1: 0-15%	22	62, West Eldson
Patterson, Donald 4100 W. Ogden	\$29280	4 unit(s)	<i>2 br.</i> 4, \$750 to \$140	4: 0-15%	22	29, North Lawndale
3346 W. Lexington Family LP 3346 W. Lexington	\$12096	1 unit(s)	<i>3 br.</i> 1, \$1,300 to \$292	1: 0-15%	24	27, East Garfield Park
AIDSCare, Inc. 1235 S. Sawyer	\$14400	6 unit(s)	<i>1 br.</i> 5, \$437-324 to \$131-\$237 <i>2 br.</i> 1, \$308 to \$108	5: 0-15% 1: 16-30%	24	29, North Lawndale

CHICAGO LOW-INCOME HOUSING TRUST FUND: SUMMARY OF PROJECTS FUNDED UNDER THE RENTAL SUBSIDY PROGRAM

January 1 – March 31, 2009

Organization and Address of Project	Amount of Annual Subsidy	Total Number of Units Receiving Assistance and Breakdown of Subsidized Rents		Income Level Served	Ward	Community Area
Barnes Real Estate 1436 S. Kostner	\$8520	1 unit(s)	3 br. 1, \$1,100 to \$390	1: 16-30%	24	29, North Lawndale
Barnes Real Estate 3909 W. Gladys	\$9120	1 unit(s)	4 br. 1, \$1,200 to \$440	1: 16-30%	24	26, West Garfield Park
Barnes Real Estate 1525 S. Hamlin	\$13440	2 unit(s)	2 br. 1, \$650 to \$140 3 br. 1, \$775 to \$165	2: 0-15%	24	29, North Lawndale
Gomez, Vittorio M. 1921 S. Homan	\$10920	1 unit(s)	4 br. 1, \$1350 to \$440	1: 16-30%	24	29, North Lawndale
Grant, Wanda 1246 S Lawndale / 1338 S. Albany	\$22464	4 unit(s)	3 br. 3, \$839-1008 to \$450-\$600 4 br. 1, \$1350 to \$700	4: 16-30%	24	29, North Lawndale
Grant, Wanda & Martin 3745 W. Douglas	\$17220	3 unit(s)	3 br. 1, \$911 to \$456 and 1, \$1,045 to \$601 4 br. 1, \$1,061 to \$525	3: 16-30%	24	29, North Lawndale
Grant, Wanda & Martin 3710 W. Douglas	\$3480	1 unit(s)	3 br. 1, \$800 to \$510	1: 16-30%	24	29, North Lawndale
Hernandez, Monserrate 519-27 S. Lavergne	\$15552	3 unit(s)	3 br. 2, \$850-\$800 to \$466-\$365 4 br. 1, \$900 to \$466	3: 16-30%	24	25, Austin
James, Edward 3521 W Douglas	\$12300	1 unit(s)	4 br. 1, \$1465 to \$440	1: 16-30%	24	29, North Lawndale
Johnson, Margaret 1511 S. Lawndale	\$19320	2 unit(s)	2 br. 2, \$975 to \$170	2: 0-15% 0: 16-30%	24	29, North Lawndale
Keeler Apartments Ltd. Partnership 1251-55 S. Keeler	\$65700	10 unit(s)	3 br. 8, \$840-\$770 to \$230-\$300 4 br. 2, \$915 to \$375-\$300	10: 0-15%	24	29, North Lawndale
Khan, Julia and Qamar 4905 W. Van Buren	\$11724	1 unit(s)	3 br. 1, \$1,177 to \$200	1: 0-15%	24	25, Austin

CHICAGO LOW-INCOME HOUSING TRUST FUND: SUMMARY OF PROJECTS FUNDED UNDER THE RENTAL SUBSIDY PROGRAM

January 1 – March 31, 2009

Organization and Address of Project	Amount of Annual Subsidy	Total Number of Units Receiving Assistance and Breakdown of Subsidized Rents		Income Level Served	Ward	Community Area
KMA Holdings III, LLC 4031-37 W. Gladys	\$35520	6 unit(s)	2 br. 2, \$800 to \$340 3 br. 4, \$900 to \$390	6: 16-30%	24	26, West Garfield Park
KMA Holdings LLC 3857 W Polk / 807-11 S Springfield	\$41640	5 unit(s)	2 br. 4, \$850 to \$170 3 br. 1, \$950 to \$200	5: 0-15%	24	26, West Garfield Park
Kolin Court Ltd. Partnership 1203-11 S. Kolin / 4321-29 W. Roosevelt	\$37380	7 unit(s)	2 br. 5, \$668 to \$223 and 2, \$745 to \$300	5: 0-15% 2: 16-30%	24	29, North Lawndale
Landon, Susie 1906-08 S. Troy	\$17160	2 unit(s)	2 br. 1, \$850 to \$170 3 br. 1, \$950 to \$200	2: 0-15%	24	29, Lawndale
Liberty Square LP c/o Bonheur Realty Services Corp. 711 S. Independence Blvd.	\$62712	10 unit(s)	1 br. 1, \$627 to \$140 2 br. 5, \$739 to \$170-340 3 br. 3, \$928 to \$200-390 4 br. 1, \$1020 to \$440	3: 0-15% 7: 16-30%	24	27, East Garfield Park
McKinley, Luebertha & Dortch, Charles 1444 S. Ridgeway	\$7680	1 unit(s)	3 br. 1, \$1,000 to \$360	1: 16-30%	24	29, North Lawndale
Metro 312 Property Cons, Inc. 2215 S. Albany	\$13920	2 unit(s)	2 br. 2, \$750 to \$170	2: 0-15%	24	30, South Lawndale
Novara, Marisa & Christians, Ted 1852 S. Troy	\$6360	1 unit(s)	3 br. 1, \$950 to \$420	1: 16-30%	24	29, North Lawndale
Pierce, Audrey 1530 S. Christiana	\$9360	1 unit(s)	2 br. 1, \$950 to \$170	1: 0-15%	24	29, North Lawndale
Scott, Natalie A. 1432-34 S. Homan	\$9360	1 unit(s)	2 br. 1, \$950 to \$170	1: 0-15%	24	29, North Lawndale
Scott, Natalie A. 1825 S. Lawndale	\$9600	1 unit(s)	3 br. 1, \$1,000 to \$200	1: 0-15%	24	29, North Lawndale

CHICAGO LOW-INCOME HOUSING TRUST FUND: SUMMARY OF PROJECTS FUNDED UNDER THE RENTAL SUBSIDY PROGRAM

January 1 – March 31, 2009

Organization and Address of Project	Amount of Annual Subsidy	Total Number of Units Receiving Assistance and Breakdown of Subsidized Rents		Income Level Served	Ward	Community Area
Tenard, Terrance 3946 W. Polk	\$9420	1 unit(s)	<i>3 br.</i> 1, \$1,000 to \$215	1: 0-15%	24	26, West Garfield Park
Brandon, Sean & Araceli 1921 W. 17th St.	\$5448	1 unit(s)	<i>3 br.</i> 1, \$800 to \$346	1: 16-30%	25	31, Lower West Side
Gonzalez, Gilbert 2104 S. May	\$5100	1 unit(s)	<i>2 br.</i> 1, \$875 to \$450	1: 16-30%	25	31, Lower West Side
Gonzalez, Gilbert 1841 S. Laflin	\$5100	1 unit(s)	<i>3 br.</i> 1, \$900 to \$450	1: 16-30%	25	31, Lower West Side
Ibarra, Juan & Elizabeth 1714 W. 17th St.	\$4320	1 unit(s)	<i>2 br.</i> 1, \$500 to \$140	1: 0-15%	25	31, Lower West Side
The Resurrection Project 967 W. 19th St.	\$1080	1 unit(s)	<i>2 br.</i> 1, \$475 to \$385	1: 16-30%	25	31, Lower West Side
The Resurrection Project 1313 W. 19th St.	\$1380	1 unit(s)	<i>1 br.</i> 1, \$466 to \$351	1: 16-30%	25	31, Lower West Side
The Resurrection Project 963 W. Cullerton	\$11904	7 unit(s)	<i>Studios:</i> 3, \$349-\$336 to \$269-\$136 <i>3 br.</i> 2, \$700-\$639 to \$505-\$474 <i>4 br.</i> 2, \$540 to \$491-\$320	7: 16-30%	25	31, Lower West Side
The Resurrection Project 1714 W. 19th St.	\$1236	1 unit(s)	<i>2 br.</i> 1, \$519 to \$301	1: 16-30%	25	31, Lower West Side
The Resurrection Project 1712 W. 17th St.	\$4140	2 unit(s)	<i>2 br.</i> 2, \$473-\$525 to \$358-\$410	2: 16-30%	25	31, Lower West Side
Acosta, Braulio 1628 N. St. Louis	\$12720	1 unit(s)	<i>4 br.</i> 1, \$1500 to \$440	1: 16-30%	26	23, Humboldt Park
Arlandiz, Elizabeth & Sergio 1300 N. Homan	\$34080	10 unit(s)	<i>2 br.</i> 6, \$540 to \$275 <i>3 br.</i> 4, \$660 to \$325	10: 16-30%	26	23, Humboldt Park
Avelar, Manuel 3306-08 W. Division	\$42120	6 unit(s)	<i>3 br.</i> 6, \$750 to \$200	6: 0-15%	26	23, Humboldt Park

CHICAGO LOW-INCOME HOUSING TRUST FUND: SUMMARY OF PROJECTS FUNDED UNDER THE RENTAL SUBSIDY PROGRAM

January 1 – March 31, 2009

Organization and Address of Project	Amount of Annual Subsidy	Total Number of Units Receiving Assistance and Breakdown of Subsidized Rents		Income Level Served	Ward	Community Area
Bickerdike Redevelopment Corp (Boulevard Apts LP) 929 N. Sacramento / 2214 N Sacramento / 1930 N. Humboldt	\$30996	12 unit(s)	1 br. 3, \$488 to \$249 2 br. 7, \$572 to \$370 3 br. 1, \$671 to \$404 4 br. 1, \$765 to \$460	3: 0-15% 9: 16-30%	26	23, Humboldt Park
Bickerdike Redevelopment Corp (La Paz Apartments) 3600-06 W. Shakespeare	\$16692	7 unit(s)	2 br. 2, \$585 to \$403 3 br. 2, \$606 to \$250-\$424 and 1, \$606 to \$385	1: 0-15% 6: 16-30%	26	22, Logan Square
Bickerdike Redevelopment Corp (Nuestro Pueblo Apts) 901-03 & 909-15 N. Sacramento	\$51288	20 unit(s)	1 br. 5, \$466 to \$301-\$312 2 br. 7, \$549 to \$234-\$383 3 br. 7, \$661 TO \$357-\$441 4 br. 1, \$734 to \$503	20: 16-30%	26	23, Humboldt Park
Cruz, Orlando 1536-38 N. St. Louis	\$8760	1 unit(s)	2 br. 1, \$900 to \$170	1: 0-15%	26	23, Humboldt Park
Cubas, Carlos 1932 N. Monticello	\$9720	1 unit(s)	3 br. 1, \$1,200 to \$390	1: 16-30%	26	22, Logan Square
Gomez, Michael 1624 N. Albany	\$5520	1 unit(s)	2 br. 1, \$800 to \$340	1: 16-30%	26	23, Humboldt Park
Hernandez, Monserrate 2500 W. Thomas	\$12540	2 unit(s)	2 br. 1, \$650 to \$140 3 br. 1, \$700 to \$165	2: 0-15%	26	24, West Town
Hispanic Housing (Augusta Assoc. Ltd.) 3301 W. Palmer	\$41220	10 unit(s)	2 br. 3, \$690 to \$235-426 and 6, \$834 to \$445-574 3 br. 1, \$1030 to \$671	1: 0-15% 9: 16-30%	26	22, Logan Square
Hispanic Housing Dev Corp (Humboldt Park Ltd.) 3038-40 W. North Ave.	\$27936	12 unit(s)	Studios: 6, \$463 to \$250-305 1 br. 6, \$535 to \$322	1: 0-15% 11: 16-30%	26	23, Humboldt Park

CHICAGO LOW-INCOME HOUSING TRUST FUND: SUMMARY OF PROJECTS FUNDED UNDER THE RENTAL SUBSIDY PROGRAM

January 1 – March 31, 2009

Organization and Address of Project	Amount of Annual Subsidy	Total Number of Units Receiving Assistance and Breakdown of Subsidized Rents		Income Level Served	Ward	Community Area
Humboldt Ridge II L.P. c/o Related Management 1810-16 N. St. Louis	\$29136	6 unit(s)	<i>1 br.</i> 1, \$602 to \$140 <i>3 br.</i> 2, \$750-\$726 to \$390 and 3, \$820-\$800 to \$390	1: 0-15% 5: 16-30%	26	22, Logan Square
L.U.C.H.A. 3339 W. Division / 1152-58 N. Christiana	\$38688	22 unit(s)	<i>Studios:</i> 20, \$335 to \$187-\$75 and 2, \$335 to \$300-\$250	20: 0-15% 2: 16-30%	26	23, Humboldt Park
L.U.C.H.A. 1414-18 N. Washtenaw	\$13152	4 unit(s)	<i>1 br.</i> 1, \$638 to \$453 <i>2 br.</i> 2, \$724 to \$565 <i>3 br.</i> 1, \$793 to \$200	4: 16-30%	26	24, West Town
L.U.C.H.A. 1456 N. Rockwell	\$5808	2 unit(s)	<i>2 br.</i> 2, \$631 to \$438-\$340	2: 16-30%	26	24, West Town
L.U.C.H.A. 1318 N. Rockwell	\$13200	4 unit(s)	<i>2 br.</i> 2, \$631 to \$452-\$170 <i>3 br.</i> 2, \$721 to \$569-\$414	1: 0-15% 3: 16-30%	26	24, West Town
L.U.C.H.A. 1451 N. Washtenaw	\$3696	2 unit(s)	<i>2 br.</i> 1, \$420 to \$320 and 1, \$660 to \$506	2: 16-30%	26	24, West Town
La Casa Norte 3507 W North	\$29040	11 unit(s)	<i>Studios:</i> 11, \$350 to \$130	11: 0-15%	26	23, Humboldt Park
Martinez, Marcelino 1226 N. Artesian	\$4320	1 unit(s)	<i>1 br.</i> 1, \$750 to \$390	1: 16-30%	26	24, West Town
Mercado, Doris 3345 W. Beach	\$8820	1 unit(s)	<i>3 br.</i> 1, \$1,050 to \$315	1: 0-15%	26	23, Humboldt Park
Miranda, Nancy 868 N. Sacramento	\$12000	1 unit(s)	<i>3 br.</i> 1, \$1,200 to \$200	1: 0-15%	26	23, Humboldt Park
Olson, Matt 3416 W. Potomac	\$11520	2 unit(s)	<i>2 br.</i> 2, \$980 to \$500	2: 16-30%	26	23, Humboldt Park
Rodriguez, Margarita 1019 N. Francisco	\$7056	1 unit(s)	<i>2 br.</i> 1, \$1,000 to \$412	1: 16-30%	26	24, West Town

CHICAGO LOW-INCOME HOUSING TRUST FUND: SUMMARY OF PROJECTS FUNDED UNDER THE RENTAL SUBSIDY PROGRAM

January 1 – March 31, 2009

Organization and Address of Project	Amount of Annual Subsidy	Total Number of Units Receiving Assistance and Breakdown of Subsidized Rents		Income Level Served	Ward	Community Area
Singleton, Arie 2105-07 N. Lawndale	\$6360	2 unit(s)	<i>2 br.</i> 2, \$425-\$385 to \$140	2: 0-15%	26	22, Logan Square
Spaulding Partners LP 1750 N. Spaulding	\$41520	5 unit(s)	<i>2 br.</i> 1, \$982 to \$170 and 1, \$982 to \$340 <i>3 br.</i> 1, \$995 to \$200 and 2, \$995 to \$390	2: 0-15% 3: 16-30%	26	23, Humboldt Park
Villanueva, Abel 3508-10 W. Dickens	\$4080	1 unit(s)	<i>3 br.</i> 1, \$725 to \$385	1: 16-30%	26	22, Logan Square
Barnes Real Estate 634 N. Avers	\$3780	1 unit(s)	<i>2 br.</i> 1, \$675 to \$360	1: 16-30%	27	23, Humboldt Park
Ferguson, Jacqueline 1039 N. Hamlin	\$4239	1 unit(s)	<i>2 br.</i> 1, \$743 to \$390	1: 16-30%	27	23, Humboldt Park
Gates, Sylvester 507 N. Avers	\$7200	1 unit(s)	<i>3 br.</i> 1, \$1,000 to \$400	1: 16-30%	27	23, Humboldt Park
Gomez, Armando 653 N. Christiana	\$13560	1 unit(s)	<i>4 br.</i> 1, \$1350 to \$220	1: 0-15%	27	23, Humboldt Park
Graham, Leo & Gloria 739-41 N. Ridgeway	\$7320	1 unit(s)	<i>1 br.</i> 1, \$750-\$140	1: 0-15%	27	23, Humboldt Park
Hernandez, Erik 1138-40 N. Lawndale	\$11160	2 unit(s)	<i>1 br.</i> 2, \$750 to \$285	2: 16-30%	27	23, Humboldt Park
Martinez, Charles 1205 N. Hamlin	\$7272	1 unit(s)	<i>2 br.</i> 1, \$1,000 to \$394	1: 16-30%	27	23, Humboldt Park
McDermott Foundation 932 W. Washington / 124 N. Sangamon / 108 N. Sangamon	\$417360	86 unit(s)	<i>Beds:</i> 66, \$600 to \$30-\$330 and 20, \$600 to \$140-\$330	43: 0-15% 43: 16-30%	27	28, Near West Side
Morales, Juvenal 3449 W. Ohio	\$10800	1 unit(s)	<i>3 br.</i> 1, \$1100 to \$200	1: 0-15%	27	23, Humboldt Park

CHICAGO LOW-INCOME HOUSING TRUST FUND: SUMMARY OF PROJECTS FUNDED UNDER THE RENTAL SUBSIDY PROGRAM

January 1 – March 31, 2009

Organization and Address of Project	Amount of Annual Subsidy	Total Number of Units Receiving Assistance and Breakdown of Subsidized Rents		Income Level Served	Ward	Community Area
Novarro, Carmen 852 N. Hamlin	\$8760	1 unit(s)	<i>2 br.</i> 1, \$900 to \$170	1: 0-15%	27	23, Humboldt Park
Pierce, Audrey 1115 N. Springfield	\$9360	1 unit(s)	<i>2 br.</i> 1, \$950 to \$170	1: 0-15%	27	23, Humboldt Park
Rodriguez, Nancy 3861 W. Grand	\$6600	1 unit(s)	<i>1 br.</i> 1, \$690 to \$140	1: 0-15%	27	23, Humboldt Park
Senior Suites West Humboldt Park 701-19 N. Lawndale / 700-08 N. Monticello	\$65480	19 unit(s)	<i>Studios:</i> 5, \$450 to \$250-\$150 and 12, \$485 to \$250-\$150 <i>1 br.</i> 2, \$600 to \$290-\$175	10: 0-15% 9: 16-30%	27	23, Humboldt Park
Austin Property Mgt (Evoywest Chicago LLC) 5417-29 W. Washington / 51-57 N. Lotus	\$8460	1 unit(s)	<i>2 br.</i> 1, \$875 to \$170	1: 0-15%	28	25, Austin
Austin Square (Jamgar LLC) 4701-09 W Maypole 4653-59 W Jackson / 3001-03 S. Kilpatrick / 504 N. Pine / 327 N. Pine	\$51948	10 unit(s)	<i>Studios:</i> 1, \$440 to \$190 <i>2 br.</i> 2, \$700 to \$340-\$220 and 5, \$825 to \$340-\$170 <i>3 br.</i> 2, \$800 to \$390	4: 0-15% 6: 16-30%	28	25, Austin
Barksdale, Robert 3328 W. Congress Pkwy	\$10200	1 unit(s)	<i>3 br.</i> 1, \$1,050 to \$200	1: 0-15%	28	27, East Garfield Park
Barnes Real Estate 3107 W. Monroe	\$6960	1 unit(s)	<i>3 br.</i> 1, \$900 to \$320	1: 16-30%	28	27, East Garfield Park
Bethel New Life 4376 & 4322 W. West End	\$34678	6 unit(s)	<i>2 br.</i> 6, \$700 to \$481-\$118	3: 0-15% 3: 16-30%	28	26, West Garfield Park

CHICAGO LOW-INCOME HOUSING TRUST FUND: SUMMARY OF PROJECTS FUNDED UNDER THE RENTAL SUBSIDY PROGRAM

January 1 – March 31, 2009

Organization and Address of Project	Amount of Annual Subsidy	Total Number of Units Receiving Assistance and Breakdown of Subsidized Rents		Income Level Served	Ward	Community Area
Congress Commons LLC 4815-25 W. Monroe	\$31212	5 unit(s)	<i>1 br.</i> 2, \$600 to \$248-\$333 <i>2 br.</i> 2, \$750 to \$303-\$295 <i>4 br.</i> 1, \$1300 to \$220	3: 0-15% 2: 16-30%	28	25, Austin
Congress Commons LLC 5203 W. Congress / 5647 W. Washington / 418 S. Lavergne / 3 N. Lavergne / 4863 W. Monroe	\$131142	25 unit(s)	<i>1 br.</i> 3, \$450 to \$140 <i>2 br.</i> 11, \$550-\$407 to \$200-\$77 <i>3 br.</i> 7, \$950-656 to \$325-230 and 1, \$950 to \$200 <i>4 br.</i> 3, \$1,200-\$850 to \$375-\$125	18: 0-15% 7: 16-30%	28	25, Austin
Dickson Estate Apartments / Dickson, Jerome 1131-33 S. Sacramento	\$6300	2 unit(s)	<i>2 br.</i> 1, \$800 to \$375 and 1, \$550 to \$450	2: 0-15%	28	29, North Lawndale
Eric Janseen c/o Chicago Real Estate 4301 W. Adams	\$20400	2 unit(s)	<i>3 br.</i> 2, \$1,050 to \$200	2: 0-15%	28	26, West Garfield Park
Gugly Inc. c/o Pioneer Property Advisors 5447-51 W. West End / 164 N. Lotus	\$36480	5 unit(s)	<i>2 br.</i> 3, \$700-\$750 to \$170 <i>3 br.</i> 1, \$850 to \$200 <i>4 br.</i> 1, \$1200 to \$500	4: 0-15% 1: 16-30%	28	25, Austin
Herron Enterprises 4455 W. Westend Street	\$7800	1 unit(s)	<i>2 br.</i> 1, \$950 to \$300	1: 0-15%	28	26, West Garfield Park
Holsten Management (Midwest Ltd) 6 N. Hamlin	\$2100	1 unit(s)	<i>Studios:</i> 1, \$440 to \$265	1: 0-15%	28	26, West Garfield
Homan Apartment Rental 355-57 S. Homan	\$9360	1 unit(s)	<i>2 br.</i> 1, \$950 to \$170	1: 16-30%	28	27, East Garfield Park

CHICAGO LOW-INCOME HOUSING TRUST FUND: SUMMARY OF PROJECTS FUNDED UNDER THE RENTAL SUBSIDY PROGRAM

January 1 – March 31, 2009

Organization and Address of Project	Amount of Annual Subsidy	Total Number of Units Receiving Assistance and Breakdown of Subsidized Rents		Income Level Served	Ward	Community Area
Kilgore, Helen 2416-18 W. Roosevelt	\$7680	1 unit(s)	<i>2 br.</i> 1, \$850 to \$210	1: 0-15%	28	28, Near West Side
Pine Cor, LLC 5509 W. Corcoran /330 N Pine	\$73444	15 unit(s)	<i>1 br.</i> 4, \$650 to \$332-\$450 <i>2 br.</i> 1, \$750 to \$450 <i>3 br.</i> 4, \$850 to \$450 and 4, \$850 to \$550-\$500 <i>4 br.</i> 2, \$1,000 to \$575 - 440	1: 0-15% 14: 16-30%	28	25, Austin
Sandoval, Abraham & Rosario 5410 W Fulton	\$13260	1 unit(s)	<i>4 br.</i> 1, \$1325 to \$220	1: 0-15%	28	25, Austin
Silas, Latrice 5014 W. Fulton	\$8760	1 unit(s)	<i>2 br.</i> 1, \$900 to \$170	1: 0-15%	28	25, Austin
WJ Management (234 Pine LLC) 224-34 N. Pine	\$18048	2 unit(s)	<i>2 br.</i> 1, \$944 to \$340 <i>3 br.</i> 1, 1100 to \$200	1: 0-15% 1: 16-30%	28	25, Austin
WJ Management (4200 Washington LLC) 4200 W. Washington	\$20052	3 unit(s)	<i>2 br.</i> 1, \$790 to \$365 <i>3 br.</i> 2, \$980 to \$359-\$355	3: 16-30%	28	26, West Garfield Park
WJ Management (4400 Washington LLC) 4400-02 W. Washington	\$26796	5 unit(s)	<i>2 br.</i> 2, \$750 to \$259-\$206 and 3, \$750 to \$387-\$300	5: 16-30%	28	26, West Garfield Park
WJ Management (4900 Jackson Apartments LLC) 4900-10 W. Jackson	\$20652	4 unit(s)	<i>2 br.</i> 4, \$780 to \$303-\$365	4: 16-30%	28	25, Austin
Austin Property Mgt (Austin Neighborhood Investors LLC) 11-13 S. Austin	\$10560	3 unit(s)	<i>Studios:</i> 1, \$550 to \$130 <i>1 br.</i> 2, \$600-650 to \$140	3: 0-15%	29	25, Austin

CHICAGO LOW-INCOME HOUSING TRUST FUND: SUMMARY OF PROJECTS FUNDED UNDER THE RENTAL SUBSIDY PROGRAM

January 1 – March 31, 2009

Organization and Address of Project	Amount of Annual Subsidy	Total Number of Units Receiving Assistance and Breakdown of Subsidized Rents		Income Level Served	Ward	Community Area
Austin Property Mgt (Evoywest Chicago LLC) 5500-16 W. Washington / 106-08 N. Pine	\$8460	1 unit(s)	<i>2 br.</i> 1, \$875 to \$170	1: 0-15%	29	25, Austin
Austin Property Mgt (Evoywest Chicago LLC) 5840 W. Madison / 13 N. Mayfield	\$24000	5 unit(s)	<i>Studios:</i> 4, \$550 to \$130 and 1, \$600 to \$130	5: 0-15%	29	25, Austin
Austin Property Mgt Co (5001 W. Adams Series LLC) 5001-03 W. Adams / 204-10 S. Lavergne	\$32760	5 unit(s)	<i>Studios:</i> 3, \$650 to \$130 <i>1 br.</i> 2, \$725 to \$140	5: 0-15%	29	25, Austin
Congress Commons LLC 5556-64, 5566 W. Jackson	\$8160	1 unit(s)	<i>2 br.</i> 1, \$800 to \$120	1: 0-15%	29	25, Austin
Ehresman Management 301-09 S. Central / 5561-73 W. Jackson	\$12756	3 unit(s)	<i>3 br.</i> 3, \$550-\$800 to \$255-\$400	3: 0-15% 0: 16-30%	29	25, Austin
Fast Track Properties LLC 5645 W Washington	\$19272	3 unit(s)	<i>2 br.</i> 1, \$750 to \$373 <i>3 br.</i> 2, \$950 to \$204-\$467	1: 0-15% 2: 16-30%	29	25, Austin
Hernandez, Monserrate 5714-24 W. Thomas	\$15552	3 unit(s)	<i>2 br.</i> 3, \$650 to \$300-\$196	1: 0-15% 2: 16-30%	29	25, Austin
Herron Enterprises 133-145 S. Central	\$15252	3 unit(s)	<i>2 br.</i> 2, \$850 to \$426-441 <i>3 br.</i> 1, \$950 to \$512	3: 16-30%	29	25, Austin
Herron Enterprises 16-20 S. Central	\$31368	5 unit(s)	<i>2 br.</i> 5, \$850 to \$163-470	2: 0-15% 3: 16-30%	29	25, Austin

CHICAGO LOW-INCOME HOUSING TRUST FUND: SUMMARY OF PROJECTS FUNDED UNDER THE RENTAL SUBSIDY PROGRAM

January 1 – March 31, 2009

Organization and Address of Project	Amount of Annual Subsidy	Total Number of Units Receiving Assistance and Breakdown of Subsidized Rents		Income Level Served	Ward	Community Area
Jamgar LLC (5700 W. Washington Assoc) 5700 W. Washington	\$12768	4 unit(s)	2 br. 2, \$528-\$594 to \$268-322 and 2, \$635-\$604 to \$394-\$322	4: 16-30%	29	25, Austin
Madison Renaissance Apts. 5645-47 W. Madison	\$5376	2 unit(s)	2 br. 1, \$479 to \$170 and 1, \$479 to \$340	1: 0-15% 1: 16-30%	29	25, Austin
Sims, Austin 5551-3 W. Congress	\$17100	2 unit(s)	2 br. 1, \$900 to \$200 3 br. 1, \$1025 to \$300	2: 0-15%	29	25, Austin
Spartan Real Estate 5806-08 W. Fulton / 302-6 N Menard	\$22380	4 unit(s)	1 br. 1, \$600 to \$285 2 br. 1, \$660 to \$170 and 2, \$700 to \$170	3: 0-15% 1: 16-30%	29	25, Austin
Suggs, Bobbie 5076 W. Van Buren	\$8520	1 unit(s)	3 br. 1, \$1100 to \$390	1: 16-30%	29	25, Austin
WJ Management (5644 Washington LLC) 5644-52 W. Washington / 110-14 N. Parkside	\$6360	1 unit(s)	3 br. 1, \$980 to \$450	1: 16-30%	29	25, Austin
WJ Management (Congress 2007 Apts LLC) 5501-03 W. Congress / 506-08 S Lotus	\$4200	1 unit(s)	1 br. 1, \$680 to \$330	1: 16-30%	29	25, Austin
Aguirre, Julio 2507 N. Lotus	\$10560	1 unit(s)	2 br. 1, \$1,200 to \$320	1: 16-30%	30	19, Belmont Cragin
Arlandiz, Elizabeth & Sergio 3935-45 W. Cortland	\$22800	4 unit(s)	1 br. 2, \$725 to \$275 2 br. 2, \$875 to \$375	4: 0-15%	30	20, Hermosa
Avelar, Manuel 4034 N. Cortland / 1904 N. Keystone	\$17820	3 unit(s)	1 br. 3, \$650 to \$150-\$165	3: 0-15%	30	20, Hermosa

CHICAGO LOW-INCOME HOUSING TRUST FUND: SUMMARY OF PROJECTS FUNDED UNDER THE RENTAL SUBSIDY PROGRAM

January 1 – March 31, 2009

Organization and Address of Project	Amount of Annual Subsidy	Total Number of Units Receiving Assistance and Breakdown of Subsidized Rents		Income Level Served	Ward	Community Area
Douglas, Jay 1523 N. Kedvale	\$13320	2 unit(s)	3 br. 2, \$880 to \$325	2: 16-30%	30	23, Humboldt Park
Fregoso, Lilia 3859 W. Wrightwood	\$12600	2 unit(s)	1 br. 1, \$725 to \$250 2 br. 1, \$925 to \$350	2: 16-30%	30	22, Logan Square
Mondragon, Joaquin 2622 N. Mason	\$9720	1 unit(s)	3 br. 1, \$1200 to \$390	1: 16-30%	30	19, Belmont Cragin
Paredes, Jose 2544 N. Avers	\$3456	1 unit(s)	2 br. 1, \$720 to \$432	1: 16-30%	30	22, Logan Square
Fonseca, Luz 4128 W. George	\$6300	1 unit(s)	1 br. 1, \$695 to \$170	1: 0-15%	31	21, Avondale
Lerma, Jose 4641 W. Parker	\$6900	1 unit(s)	3 br. 1, \$800 to \$225	1: 16-30%	31	19, Belmont Cragin
Lewandowski, Bogdan 2429 N. Tripp	\$7080	1 unit(s)	2 br. 1, \$800 to \$210	1: 16-30%	31	20, Hermosa
Magdaleno, Antonio 3011 N. Kilpatrick	\$6900	1 unit(s)	2 br. 1, \$850 to \$275	1: 0-15%	31	19, Belmont Cragin
Perez, Pascual 2701 N. Laramie	\$7680	1 unit(s)	2 br. 1, \$800 to \$160	1: 0-15%	31	19, Belmont Cragin
Salgado, Baldemar 4300 W. Fullerton	\$32640	6 unit(s)	1 br. 1, \$535 to \$125 and 1, \$550 to \$125 2 br. 1, \$605 to \$275 and 3, \$705-615 to \$165-\$140	5: 0-15% 1: 16-30%	31	20, Hermosa
Kotz, Michael 1944 W. Henderson	\$6300	1 unit(s)	3 br. 1, \$850 to \$325	1: 16-30%	32	5, North Center
Kotz-Fedorenko, Karyn 1938 W. School St.	\$3480	1 unit(s)	1 br. 1, \$395 to \$125	1: 0-15%	32	5, North Center
Meza, Carlos & Judy 2328 W. McLean	\$4776	1 unit(s)	2 br. 1, \$673 to \$275	1: 16-30%	32	22, Logan Square

CHICAGO LOW-INCOME HOUSING TRUST FUND: SUMMARY OF PROJECTS FUNDED UNDER THE RENTAL SUBSIDY PROGRAM

January 1 – March 31, 2009

Organization and Address of Project	Amount of Annual Subsidy	Total Number of Units Receiving Assistance and Breakdown of Subsidized Rents		Income Level Served	Ward	Community Area
Renaissance Saint Luke LP 1501 W. Belmont	\$50880	10 unit(s)	<i>Studios:</i> 10, \$725 to \$425-\$230	5: 0-15% 5: 16-30%	32	6, Lake View
4043 N. Mozart, LLC c/o ASAP Management 4043-47 N. Mozart	\$7500	1 unit(s)	<i>1 br.</i> 1, \$800 to \$175	1: 0-15%	33	16, Irving Park
BASS 4500, LLC 4500-02 N. Sawyer	\$5988	1 unit(s)	<i>3 br.</i> 1, \$1,100 to \$601	1: 16-30%	33	14, Albany Park
Rodriguez, Victor & Evangelina 3905 N. Whipple	\$7200	1 unit(s)	<i>3 br.</i> 1, \$800 to \$200	1: 0-15%	33	16, Irving Park
Rose, Rachel 3518 W. Cullom / 4301 N. Drake	\$4200	1 unit(s)	<i>2 br.</i> 1, \$850 to \$500	1: 16-30%	33	16, Irving Park
Touzios, Theodoros & Jim 2944-50 W. Cullom	\$16344	3 unit(s)	<i>1 br.</i> 2, \$750 to \$175-\$360 and 1, \$800 to \$403	1: 0-15% 2: 16-30%	33	16, Irving Park
Wald Management (Daniel Kattner) 2516 W. Foster	\$6900	1 unit(s)	<i>1 br.</i> 1, \$750 to \$175	1: 0-15%	33	16, Irving Park
Harper, Louise 1148 W. 111th Place	\$12000	1 unit(s)	<i>3 br.</i> 1, \$1200 to \$200	1: 0-15%	34	75, Morgan Park
Johnson, James 10834 S. Wentworth	\$11760	1 unit(s)	<i>4 br.</i> 1, \$1,200 to \$220	1: 0-15%	34	49, Roseland
Key, Lillia 1133 W. 111th St.	\$1500	1 unit(s)	<i>2 br.</i> 1, \$525 to \$400	1: 16-30%	34	75, Morgan Park
Mercy Housing Lakefront 11045 S. Wentworth	\$25776	10 unit(s)	<i>SROs:</i> 6, \$400 to \$189-\$60 and 4, \$400 to \$281-\$189	6: 0-15% 4: 16-30%	34	49, Roseland

CHICAGO LOW-INCOME HOUSING TRUST FUND: SUMMARY OF PROJECTS FUNDED UNDER THE RENTAL SUBSIDY PROGRAM

January 1 – March 31, 2009

Organization and Address of Project	Amount of Annual Subsidy	Total Number of Units Receiving Assistance and Breakdown of Subsidized Rents		Income Level Served	Ward	Community Area
Castro, Maria 2913 N. Kedzie	\$6120	1 unit(s)	2 br. 1, \$700 to \$190	1: 0-15%	35	21, Avondale
Cortland Street, LLC c/o Checkmate Realty & Dev. Inc. 1908-14 N. Kimball / 3400-08 W. Cortland	\$8400	2 unit(s)	3 br. 2, \$750 to \$400	2: 16-30%	35	22, Logan Square
Delgado, Antonio 2944 N. Whipple	\$7500	1 unit(s)	2 br. 1, \$1,200 to \$575	1: 0-15%	35	21, Avondale
Flores, Robert 3008 W. George	\$7320	1 unit(s)	2 br. 1, \$750 to \$140	1: 0-15%	35	21, Avondale
Fregoso, Lilia 3402-08 W. Lyndale	\$7548	2 unit(s)	1 br. 1, \$725 to \$396 2 br. 1, \$850 to \$550	2: 16-30%	35	22, Logan Square
Hallof, George & Katharina 2015 N. Humboldt	\$5676	1 unit(s)	3 br. 1, \$930 to \$457	1: 16-30%	35	22, Logan Square
Humboldt Park United Methodist Church 2120-22 N. Mozart	\$22500	4 unit(s)	1 br. 3, \$550 to \$150 3 br. 1, \$900 to \$225	4: 0-15%	35	22, Logan Square
Ibarra, Lourdes 2901 N. Dawson	\$6168	1 unit(s)	2 br. 1, \$725 to \$211	1: 0-15%	35	21, Avondale
Janusz, Timothy W. 2621 N. Fairfield	\$6060	1 unit(s)	1 br. 1, \$645 to \$140	1: 0-15%	35	22, Logan Square
Macias, Roberto 3268 W. Fullerton	\$7020	1 unit(s)	4 br. 1, \$850 to \$265	1: 0-15%	35	22, Logan Square
Manzella, Patricia 2511 N. Fairfield	\$7680	1 unit(s)	3 br. 1, \$1000 to \$360	1: 16-30%	35	22, Logan Square
Moreno, Isaias & Sofia 2414 N. Lawndale	\$3720	1 unit(s)	2 br. 1, \$540 to \$230	1: 0-15%	35	22, Logan Square

CHICAGO LOW-INCOME HOUSING TRUST FUND: SUMMARY OF PROJECTS FUNDED UNDER THE RENTAL SUBSIDY PROGRAM

January 1 – March 31, 2009

Organization and Address of Project	Amount of Annual Subsidy	Total Number of Units Receiving Assistance and Breakdown of Subsidized Rents		Income Level Served	Ward	Community Area
Nunez, Sandra & Francisco 2921 N. Dawson	\$12240	2 unit(s)	2 br: 2, \$875-825 to \$353-326	2: 16-30%	35	21, Avondale
Pagan, Louis Angel 3017 W. Belden Ave.	\$16440	2 unit(s)	2 br: 1, \$955 to \$270 3 br: 1, \$985 to \$300	2: 0-15%	35	22, Logan Square
Perez, Idida 3707 W. Wrightwood	\$7175	1 unit(s)	3 br: 1, \$795 to \$200	1: 0-15%	35	22, Logan Square
Rodriguez, Godofredo 2923 N. Dawson	\$5700	1 unit(s)	2 br: 1, \$850 to \$375	1: 16-30%	35	33, Avondale
Zayas, Carlos 2749 N. Mozart	\$5196	1 unit(s)	3 br: 1, \$675 to \$242	1: 0-15%	35	22, Logan Square
Hladka, Katerina 6952 W Diversey	\$9360	1 unit(s)	2 br: 1, \$950 to \$170	1: 0-15%	36	18, Montclare
Barnes Real Estate 5442 W. Augusta	\$11820	1 unit(s)	4 br: 1, \$1475 to \$490	1: 0-15%	37	25, Austin
City Investors LLC 4846-56 W North	\$66960	9 unit(s)	Studios: 3, \$650 to \$130 1 br: 3, \$775 to \$140 2 br: 3, \$875 to \$170	9: 0-15%	37	25, Austin
Martinez, Charles 1413 N. Karlov	\$13560	1 unit(s)	4 br: 1, \$1,350 to \$220	1: 0-15%	37	23, Humboldt Park
Martinez, Charles 4247 W. Hirsch	\$12816	1 unit(s)	3 br: 1, \$1,268 to \$200	1: 0-15%	37	23, Humboldt Park
MLC Properties (4248-60 W Hirsch LLC) 4248-60 W. Hirsch	\$25320	4 unit(s)	1 br: 3, \$650 to \$140 2 br: 1, \$750 to \$170	4: 0-15%	37	23, Humboldt Park
723 Central LLC c/o River Oaks Mgt 723-25 N. Central	\$25440	8 unit(s)	1 br: 1, \$500-550 to \$270-285	8: 16-30%	37	25, Austin

CHICAGO LOW-INCOME HOUSING TRUST FUND: SUMMARY OF PROJECTS FUNDED UNDER THE RENTAL SUBSIDY PROGRAM

January 1 – March 31, 2009

Organization and Address of Project	Amount of Annual Subsidy	Total Number of Units Receiving Assistance and Breakdown of Subsidized Rents		Income Level Served	Ward	Community Area
Pine Central L.P. 745 N. Central	\$4452	1 unit(s)	1 br. 1, \$536 to \$165	1: 0-15%	37	25, Austin
Quiles, Jose J. 4246 W. Kamerling	\$10800	1 unit(s)	3 br. 1, \$1100 to \$200	1: 0-15%	37	23, Humboldt Park
Strickland, Mary 5440 W. Huron	\$7020	1 unit(s)	1 br. 1, \$695 to \$110	1: 0-15%	37	25, Austin
Ten Fold Partners 5422-24 W. North / 1603-11 N. Lotus	\$26160	4 unit(s)	1 br. 4, \$685 to \$140	4: 0-15%	37	25, Austin
Veal-Watts, Arkita 4211-13 W. Cortez	\$18720	2 unit(s)	2 br. 2, \$950 to \$170	2: 0-15%	37	23, Humboldt Park
Velazquez, Ramon 5137 W. Dickens	\$6300	1 unit(s)	2 br. 1, \$800 to \$275	1: 0-15%	37	19, Belmont Cragin
Westside Dev Corp LLC 4957 W. Huron	\$18720	2 unit(s)	2 br. 2, \$950 to \$170	2: 0-15%	37	25, Austin
YMCA of Metro Chicago 501 N. Central	\$157643	59 unit(s)	SROs: 32, \$332 to \$220-\$145 and 27, \$332 to \$50	59: 0-15%	37	25, Austin
Martinez, Nancy 2126 S. California	\$9360	1 unit(s)	2 br. 1, \$950 to \$170	1: 16-30%	38	16, Irving Park
Matos, Jose 7033 W. Wolfram	\$14160	1 unit(s)	4 br. 1, \$1400 to \$220	1: 0-15%	38	18, Montclare
Nelson, Betty 4740 W. Grace	\$4500	1 unit(s)	2 br. 1, \$775 to \$400	1: 16-30%	38	15, Portage Park
YMCA of Metro Chicago 4251 W. Irving Park	\$143460	38 unit(s)	SROs: 15, \$465 TO \$130 and 23, \$500 to \$130-\$0	38: 0-15%	38	16, Irving Park

CHICAGO LOW-INCOME HOUSING TRUST FUND: SUMMARY OF PROJECTS FUNDED UNDER THE RENTAL SUBSIDY PROGRAM

January 1 – March 31, 2009

Organization and Address of Project	Amount of Annual Subsidy	Total Number of Units Receiving Assistance and Breakdown of Subsidized Rents		Income Level Served	Ward	Community Area
Danshir Property Mgt Inc (Danshir LLC) 1737 W. Devon	\$3648	1 unit(s)	<i>1 br.</i> 1, \$750 to \$446	1: 16-30%	40	1, Rogers Park
Garay, Lourdes 5753 N. Talman	\$5160	1 unit(s)	<i>1 br.</i> 1, \$570 to \$140	1: 0-15%	40	2, West Ridge
H.O.M.E. 1537 W. Rosemont	\$10200	3 unit(s)	<i>Studios:</i> 3, \$1011 to \$610-\$830	3: 16-30%	40	77, Edgewater
Wells Street Mgt (Stephen Muller) 1331 W. Loyola	\$27900	5 unit(s)	<i>Studios:</i> 5, \$595 to \$130	5: 0-15%	40	1, Rogers Park
YMCA of Metro Chicago 30 W. Chicago	\$495408	119 unit(s)	<i>SROs:</i> 83, \$510-\$355 to \$163-\$0 and 36, \$465 to \$130-\$0	119: 0-15%	42	8, Near North Side
YMCA of Metro Chicago 3333 N. Marshfield	\$250220	83 unit(s)	<i>SROs:</i> 83, \$465-\$306 to \$268-\$0	83: 0-15%	44	6, Lake View
Mc Lenighan, Michael 5484 W. Higgins	\$6900	1 unit(s)	<i>Studios:</i> 1, \$675 to \$100	1: 0-15%	45	11, Jefferson Park
4541 Sheridan Venture Ltd. (Derrig Mgt) 4541 N. Sheridan Rd.	\$89424	36 unit(s)	<i>Studios:</i> 18, \$575 to \$331-\$431 and 18, \$615-\$600 to \$456-\$471	18: 0-15% 18: 16-30%	46	3, Uptown
Bomberg Property Management (NC1132 Wilson LLC) 1134-40 W. Wilson	\$49800	16 unit(s)	<i>Studios:</i> 15, \$455 to \$205 <i>1 br.</i> 1, \$560 to \$160	16: 0-15%	46	3, Uptown
Bomberg Property Management (Wilson Windsor Partners LLC) 915-17 W. Wilson	\$173523	62 unit(s)	<i>Studios:</i> 31, \$385-\$495 to \$190-\$320 and 31, \$500-\$610 to \$225-\$390	31: 0-15% 31: 16-30%	46	3, Uptown

CHICAGO LOW-INCOME HOUSING TRUST FUND: SUMMARY OF PROJECTS FUNDED UNDER THE RENTAL SUBSIDY PROGRAM

January 1 – March 31, 2009

Organization and Address of Project	Amount of Annual Subsidy	Total Number of Units Receiving Assistance and Breakdown of Subsidized Rents	Income Level Served	Ward	Community Area
Circle Management Group, LLC (The Norman) 1325 W. Wilson	\$91224	33 unit(s) <i>SROs:</i> 11, \$450-\$340 to \$191-\$224 <i>Studios:</i> 15, \$510-\$550 to \$185-\$340 and 3, \$465-\$500 to \$0 <i>1 br.</i> 4, \$675-\$725 to \$284-\$565	25: 0-15% 8: 16-30%	46	3, Uptown
Circle Mgt Group, LLC (Hazelton, LLC) 851 W. Montrose	\$13500	3 unit(s) <i>SROs:</i> 3, \$375 to \$25 -\$0	3: 0-15%	46	3, Uptown
Circle Mgt Group, LLC (Windale LLC) 6019 N. Winthrop	\$40800	8 unit(s) <i>SROs:</i> 8, \$425 to \$0	8: 0-15%	46	3, Uptown
Community Housing Partners XI LP 927 W. Wilson	\$79908	14 unit(s) <i>1 br.</i> 2, \$683 to \$192-\$191 and 2, \$683 to \$345-\$261 <i>2 br.</i> 1, \$776 to \$170 and 6, \$776 to \$465-\$170 <i>3 br.</i> 2, \$847 to \$210-\$192 and 1, \$847 to \$522	5: 0-15% 9: 16-30%	46	3, Uptown
Community Housing Part. XI LP 900 W. Windsor	\$28320	6 unit(s) <i>2 br.</i> 4, \$776 to \$371-\$170 and 2, \$776 to \$440-\$400	1: 0-15% 5: 16-30%	46	3, Uptown
Community Housing Part. XI LP 4431 N. Clifton	\$21552	4 unit(s) <i>2 br.</i> 1, \$776 to \$162 and 2, \$776 to \$376 <i>3 br.</i> 1, \$847 to \$465	1: 0-15% 3: 16-30%	46	3, Uptown
Cornerstone Comm Outreach 1311-15 W. Leland / 4654 N. Malden	\$95004	18 unit(s) <i>2 br.</i> 7, \$730-\$600 to \$485-126 <i>3 br.</i> 11, \$730 to \$485-\$140	5: 0-15% 13: 16-30%	46	3, Uptown
Friendly Towers c/o Jesus People USA 920 W. Wilson	\$145380	53 unit(s) <i>SROs:</i> 51, \$430 to \$309-\$120 and 2, \$430 to \$130	53: 0-15%	46	3, Uptown

CHICAGO LOW-INCOME HOUSING TRUST FUND: SUMMARY OF PROJECTS FUNDED UNDER THE RENTAL SUBSIDY PROGRAM

January 1 – March 31, 2009

Organization and Address of Project	Amount of Annual Subsidy	Total Number of Units Receiving Assistance and Breakdown of Subsidized Rents		Income Level Served	Ward	Community Area
Mercy Housing Lakefront (The Malden) 4727 N. Malden	\$103656	24 unit(s)	<i>SROs:</i> 22, \$500 to \$230-\$60 <i>1 br:</i> 2, \$650 to \$238-\$189	22: 0-15% 2: 16-30%	46	3, Uptown
Ruth Shriman House 4040 N. Sheridan Rd.	\$56666	15 unit(s)	<i>1 br:</i> 15, \$598-\$557 to \$373-\$230	15: 16-30%	46	3, Uptown
Shea, Tom 831-33 W. Windsor	\$7020	1 unit(s)	<i>2 br:</i> 1, \$825 to \$285	1: 0-15%	46	3, Uptown
Sunnyside Kenmore Apartments (Community Hsg Partners XII, LP) 847 W. Sunnyside / 4130 N. Kenmore	\$15692	3 unit(s)	<i>1 br:</i> 1, \$650 to \$259 <i>2 br:</i> 1, \$799 to \$419 and 1, \$799 to \$479	1: 0-15% 2: 16-30%	46	3, Uptown
The Lorali Building 1039 W. Lawrence	\$174870	36 unit(s)	<i>SROs:</i> 6, \$620-\$495 to \$186-\$0 and 30, \$510 to \$130	36: 0-15%	46	3, Uptown
Uptown Court Apartments c/o Wolcott Real Property, LLC 825-45 W. Sunnyside / 820 W. Agatite	\$51420	12 unit(s)	<i>1 br:</i> 2, \$560 to \$150-\$100 and 1, \$570 to \$350 <i>2 br:</i> 4, \$655-\$550 to \$365-\$130 and 3, \$815-\$720 to \$515-\$240 <i>3 br:</i> 1, \$655 to \$340 and 1, \$890 to \$630	3: 0-15% 9: 16-30%	46	3, Uptown
Voice of the People 4431 N. Racine	\$18300	2 unit(s)	<i>3 br:</i> 2, \$1,125 to \$525-\$200	1: 0-15% 1: 16-30%	46	3, Uptown
Jones, Mark & Mary Ellen 2433 W. Eastwood	\$9720	1 unit(s)	<i>3 br:</i> 1, \$1,200 to \$390	1: 16-30%	47	4, Lincoln Square
Blanchard, Brian & Timothy 5701 N. Sheridan Rd.	\$5496	1 unit(s)	<i>Studios:</i> 1, \$650 to \$192	1: 0-15%	48	77, Edgewater

CHICAGO LOW-INCOME HOUSING TRUST FUND: SUMMARY OF PROJECTS FUNDED UNDER THE RENTAL SUBSIDY PROGRAM

January 1 – March 31, 2009

Organization and Address of Project	Amount of Annual Subsidy	Total Number of Units Receiving Assistance and Breakdown of Subsidized Rents		Income Level Served	Ward	Community Area
Bomberg Property Mgt (5240 N. Winthrop LLC) 5240 N. Winthrop	\$87168	18 unit(s)	<i>SROs:</i> 8, \$488 to \$205 and 10, \$500 to \$0	18: 0-15%	48	77, Edgewater
Circle Management (The Glenn Apts. LLC) 4940 N. Winthrop	\$29400	6 unit(s)	<i>SROs:</i> 6, \$425-\$375 to \$0	6: 0-15%	48	77, Edgewater
Fitz, Gabriella 6221 N. Wayne	\$8652	1 unit(s)	<i>3 br:</i> 1, \$1,100 to \$379	1: 16-30%	48	77, Edgewater
Hellenic Foundation 5700 N. Sheridan Rd.	\$146681	49 unit(s)	<i>Studios:</i> 37, \$491-\$550 to \$160-\$405 <i>1 br:</i> 12, \$611-\$791 to \$281-\$616	49: 16-30%	48	77, Edgewater
Holsten Real Estate Dev Corp (Rosemont Ltd. Partnership) 1061 W. Rosemont	\$83220	34 unit(s)	<i>Studios:</i> 34, \$485-\$585 to \$285-\$365	34: 16-30%	48	77, Edgewater
Hunter Properties (CAT.MY.TALPA, LLC) 1055 W. Catalpa	\$19824	4 unit(s)	<i>1 br:</i> 4, \$750 to \$316-374	4: 16-30%	48	77, Edgewater
Ivanovic, Alil 5750 N. Sheridan	\$31800	4 unit(s)	<i>Studios:</i> 1, \$680 to \$130 <i>1 br:</i> 3, \$840 to \$140	4: 0-15%	48	77, Edgewater
Mercy Housing Lakefront (Delmar Ltd Partnership) 5042 N. Winthrop	\$106776	40 unit(s)	<i>SROs:</i> 11, \$370-\$340 to \$321-\$60 and 29, \$390-\$380 to \$232-\$60	33: 0-15% 7: 16-30%	48	3, Uptown
Moore, Art 5450 N. Winthrop	\$6360	1 unit(s)	<i>1 br:</i> 1, \$700 to \$170	1: 0-15%	48	77, Edgewater
MSS Enterprises 5326 N. Winthrop	\$136132	22 unit(s)	<i>Studios:</i> 15, \$715 to \$323-\$214 <i>1 br:</i> 7, \$925 to \$416-\$214	15: 0-15% 7: 16-30%	48	77, Edgewater

CHICAGO LOW-INCOME HOUSING TRUST FUND: SUMMARY OF PROJECTS FUNDED UNDER THE RENTAL SUBSIDY PROGRAM

January 1 – March 31, 2009

Organization and Address of Project	Amount of Annual Subsidy	Total Number of Units Receiving Assistance and Breakdown of Subsidized Rents	Income Level Served	Ward	Community Area
Popovic, Tomor & Roza 5730 N. Sheridan / 5949 N. Kenmore / 6128 N. Kenmore / 5730 N. Sheridan	\$52248	10 unit(s) <i>Studios:</i> 3, \$620-\$670 to \$191-\$210 <i>1 br:</i> 7, \$750 to \$191-\$446	5: 0-15% 5: 16-30%	48	77, Edgewater
1614 Jonquil Terrace c/o Housing Opportunities for Women 1614-22 W. Jonquil	\$31068	6 unit(s) <i>1 br:</i> 1, \$690 to \$202 and 1, \$750 to \$100 <i>3 br:</i> 2, \$835 to \$335-\$230 and 2, \$835 to \$769 to \$555	1: 0-15% 5: 16-30%	49	1, Rogers Park
A.M. Realty Group LLC 6748-50 N. Ashland	\$145320	29 unit(s) <i>Studios:</i> 1, \$520 to \$140 <i>1 br:</i> 14, \$680-\$540 to \$140 and 14, \$680 -\$555 to \$495 -\$215	15: 0-15% 14: 16-30%	49	1, Rogers Park
Acorn Property Mgt (Greenleaf Rentals LLC) 1383 W. Greenleaf	\$6000	1 unit(s) <i>1 br:</i> 1, \$785 to \$285	1: 16-30%	49	1, Rogers Park
Barker Development LLC c/o Barker, William 6822 N. Ashland	\$6240	1 unit(s) <i>Studios:</i> 1, \$650 to \$130	1: 0-15%	49	1, Rogers Park
Barker Development LLC c/o Barker, William 6912 N. Ashland	\$17820	3 unit(s) <i>Studios:</i> 3, \$625 to \$130	3: 0-15%	49	1, Rogers Park
Broadmoor Apts, LP c/o IDM Services 7600 N. Bosworth	\$84012	23 unit(s) <i>Studios:</i> 8, \$482-\$634 to \$140-\$387 <i>1 br:</i> 13, \$430-\$725 to \$150-\$482 <i>2 br:</i> 2, \$685-\$641 to \$366-\$535	10: 0-15% 13: 16-30%	49	1, Rogers Park
Cagan Management (Lang, Reinhold) 6815 N. Sheridan	\$24396	5 unit(s) <i>Studios:</i> 3, \$550 to \$212-\$240 <i>1 br:</i> 2, \$740-750 to \$140-\$242	1: 0-15% 4: 16-30%	49	1, Rogers Park

CHICAGO LOW-INCOME HOUSING TRUST FUND: SUMMARY OF PROJECTS FUNDED UNDER THE RENTAL SUBSIDY PROGRAM

January 1 – March 31, 2009

Organization and Address of Project	Amount of Annual Subsidy	Total Number of Units Receiving Assistance and Breakdown of Subsidized Rents		Income Level Served	Ward	Community Area
Chicago Graystone 7458-64 N. Greenview	\$26112	3 unit(s)	<i>1 br.</i> 2, \$818 to \$140 <i>2 br.</i> 1, \$990 to \$170	3: 0-15%	49	1, Rogers Park
Chicago Graystone 6964 N. Greenview	\$35952	4 unit(s)	<i>1 br.</i> 2, \$818 to \$140 <i>2 br.</i> 2, \$990 to \$170	4: 0-15%	49	1, Rogers Park
Chicago Graystone 1740-50 W. Northshore	\$53892	6 unit(s)	<i>1 br.</i> 3, \$818 to \$140 <i>2 br.</i> 3, \$980 to \$170	6: 0-15% 0: 16-30%	49	1, Rogers Park
Chicago Graystone 1900-08 W. Farwell / 6900-14 N. Wolcott	\$27816	3 unit(s)	<i>1 br.</i> 1, \$818 to \$140 <i>2 br.</i> 2, \$990 to \$170	3: 0-15%	49	1, Rogers Park
Chicago Graystone (Birchwood Greenview LLC) 1456 W. Birchwood	\$32520	8 unit(s)	<i>2 br.</i> 2, \$860 to \$500-\$560 and 3, \$960 to \$485 <i>3 br.</i> 3, \$1159-\$1475to \$630-\$737	8: 16-30%	49	1, Rogers Park
Chicago Metro Hsg. Dev Corp 1700-08 W. Juneway Terrace	\$72600	9 unit(s)	<i>1 br.</i> 3, \$715 to \$140 <i>2 br.</i> 2, \$800 to \$140 and 2, \$800 to \$150 <i>3 br.</i> 1, \$1250 to \$200 <i>4 br.</i> 2, \$1350 to \$220-\$440	7: 0-15% 2: 16-30%	49	1, Rogers Park
Chicago Metro. Hsg. Dev Corp c/o Kass Management 1714-24 W. Jonquil	\$4440	1 unit(s)	<i>3 br.</i> 1, \$976 to \$376	1: 16-30%	49	1, Rogers Park
Council for Jewish Elderly 1221 W. Sherwin	\$75075	20 unit(s)	<i>1 br.</i> 20, \$605 to \$300	19: 0-15% 1: 16-30%	49	1, Rogers Park
H.O.M.E. 7320 N. Sheridan Rd.	\$73944	15 unit(s)	<i>Studios:</i> 1, \$490 to \$180 <i>1 br.</i> 9, \$543 to \$197-\$365 <i>2 br.</i> 5, \$922 to \$196-\$391	7: 0-15% 8: 16-30%	49	1, Rogers Park

CHICAGO LOW-INCOME HOUSING TRUST FUND: SUMMARY OF PROJECTS FUNDED UNDER THE RENTAL SUBSIDY PROGRAM

January 1 – March 31, 2009

Organization and Address of Project	Amount of Annual Subsidy	Total Number of Units Receiving Assistance and Breakdown of Subsidized Rents		Income Level Served	Ward	Community Area
IBF Property Mgt (1063 & 1101 Columbia Apts LLC) 1063 & 1101 W Columbia	\$56400	10 unit(s)	<i>Studios:</i> 10, \$600 to \$130	10: 0-15%	49	1, Rogers Park
KMA Holdings LLC 7417-27 N. Clark	\$35760	4 unit(s)	<i>1 br.</i> 2, \$850 to \$140 <i>2 br.</i> 2, \$950 to \$170	4: 0-15%	49	1, Rogers Park
Ko, Mi Suk 7725-29 N. Sheridan	\$40680	6 unit(s)	<i>Studios:</i> 3, \$650 to \$130 <i>1 br.</i> 3, \$750 to \$140	6: 0-15%	49	1, Rogers Park
Kopley Group XIV LLC 6807 N. Sheridan	\$4500	1 unit(s)	<i>Studios:</i> 1, \$690 to \$315	1: 16-30%	49	1, Rogers Park
Millie Management 1447 W. Arthur	\$3852	1 unit(s)	<i>Studios:</i> 1, \$610 to \$289	1: 0-15%	49	77, Edgewater
Pedraza, Edgar c/o Cagan Mgt Group 7369-79 N. Damen	\$14220	2 unit(s)	<i>3 br.</i> 2, \$990 to \$505-\$290	1: 0-15% 1: 16-30%	49	1, Rogers Park
Realty & Mortgage Co. (Vranas Family Partnership LLC) 6758 N. Sheridan	\$49380	10 unit(s)	<i>Studios:</i> 5, \$615 to \$185 to \$208 <i>1 br.</i> 5, \$745 to \$191-\$426	5: 0-15% 5: 16-30%	49	49, Rogers Park
Stolyarov, Dennis (Land Trust # 3336) 1421 W. Farwell	\$4140	1 unit(s)	<i>Studios:</i> 1, \$610 to \$265	1: 16-30%	49	1, Rogers Park
Tiriteu, Catita 7600 N. Sheridan	\$30960	4 unit(s)	<i>1 br.</i> 3, \$750 to \$140 <i>2 br.</i> 1, \$950 to \$200	4: 0-15%	49	1, Rogers Park
W. W. Limited Partnership 6928 N. Wayne	\$108528	38 unit(s)	<i>Studios:</i> 31, \$460 to \$140-\$405 <i>1 br.</i> 7, \$550 to \$130-\$223	21: 0-15% 17: 16-30%	49	1, Rogers Park
Wells Street Mgt (Stephen Muller) 1546 W. Jonquil Terrace	\$48600	9 unit(s)	<i>Studios:</i> 6, \$550 to \$130 <i>1 br.</i> 3, \$650 to \$140	9: 0-15%	49	1, Rogers Park

CHICAGO LOW-INCOME HOUSING TRUST FUND: SUMMARY OF PROJECTS FUNDED UNDER THE RENTAL SUBSIDY PROGRAM

January 1 – March 31, 2009

Organization and Address of Project	Amount of Annual Subsidy	Total Number of Units Receiving Assistance and Breakdown of Subsidized Rents		Income Level Served	Ward	Community Area
Fetterman, Morris 6319-25 N. Mozart	\$12300	3 unit(s)	1 br. 1, \$575 to \$230 and 2, \$570 to \$230	3: 16-30%	50	2, West Ridge
Guliani, Rajinder K. 6500-06 N. Leavitt / 2204 W. Arthur	\$7320	1 unit(s)	1 br. 1, \$750 to \$140	1: 0-15%	50	2, West Ridge
Marsh, Walter 2014-24 W. Arthur / 7333 N Ridge	\$10560	2 unit(s)	1 br. 2, \$770-\$600 to \$330-\$160	2: 0-15%	50	2, West Ridge
Rasul, Nafees 6031 N. Fairfield	\$9360	3 unit(s)	2 br. 1, \$950 to \$170	1: 0-15%	50	2, West Ridge
Ravenswood Partnership of Illinois LP 1818 W. Peterson	\$203916	34 unit(s)	1 br. 28, \$785 to \$285 and 4, \$695 to \$191-\$342 2 br. 2, \$975 to \$340	16: 0-15% 18: 16-30%	50	2, West Ridge
Weisberger, William 6307-09 N. Mozart	\$13032	2 unit(s)	2 br. 2, \$950 to \$407	2: 16-30%	50	2, West Ridge
West Ridge Senior Partners, LP 6142 N. California	\$90408	15 unit(s)	1 br. 13, \$685-\$767 to \$140-\$285 2 br. 2, \$895 to \$340	7: 0-15% 8: 16-30%	50	2, West Ridge
Wilmette Real Estate & Mgt 6234-36 N. Hoyne	\$10980	2 unit(s)	1 br. 1, \$647 to \$244 2 br. 1, \$823 to \$311	2: 16-30%	50	2, West Ridge

Department of Community Development
TROUBLED BUILDINGS INITIATIVE I (Multifamily)
 January 1 - March 31, 2009

Quarter First Counted	TBI Status	Primary Address	Number of Residential Units	Ward	Units by Income Level						
					0-15%	16-30%	31-50%	51-60%	61-80%	81-100%	101+%
2009,1	Under Rehab	5222-38 S. Drexel	80	4	-	-	80	-	-	-	-
2009,1	Under Receivership	6152-54 S. Evans	6	20	-	-	6	-	-	-	-
2009,1	Under Receivership	6854-56 S. Cornell	13	5	-	-	13	-	-	-	-
2009,1	Under Receivership	7522-24 S. Essex	6	7	-	-	6	-	-	-	-
2009,1	Under Receivership	6214-16 S. Martin Luther King	6	20	-	-	6	-	-	-	-
2009,1	Under Receivership	6729-31 S. Chappel AVE	6	5	-	-	6	-	-	-	-
2009,1	Under Receivership	1146-52 W 69th ST	4	17	-	-	4	-	-	-	-
2009,1	Under Receivership	1751 N. Sawyer Ave.	5	26	-	-	5	-	-	-	-
2009,1	Under Receivership	6103-6105 N. Claremont	10	50	-	-	10	-	-	-	-
2009,1	Under Receivership	6049-51 S. Saint Lawrence AVE	6	20	-	-	6	-	-	-	-
2009,1	Under Receivership	7051-53 S. Calumet Ave., 342-48 E. 71st St.	6	6	-	-	6	-	-	-	-
		TOTAL	148		-	-	148	-	-	-	-

Department of Community Development
TIF NIP SINGLE-FAMILY PROGRAM ACTIVITY
 January 1 - March 31, 2009

TIF District	Amount of TIF Funds	Number of Units	Units by Income Level						
			0-15%	16-30%	31-50%	51-60%	61-80%	81-100%	101+ %
119th/I-57	\$ 41,250	5				2		1	2
119th-Halsted	\$ 10,000	1		1					
Midwest	\$ 66,348	9	2	3	2	2			
Harrison/Central	\$ 12,500	1	1						
TOTAL	\$ 130,098	16	3	4	2	4	-	1	2

Department of Community Development
MAYORAL AFFORDABLE REQUIREMENTS ORDINANCE
 January 1 - March 31, 2009

	Quarter	Development Name	Address	Ward	Total Units	Affordable Units	Pay in Lieu of Units	Type & Amount of City Assistance			Other Assistance through DCD?	Affordable Units by Income Level						
								Land Write Down	Planned Development	TIF/Other Assistance		0-15%	16-30%	31-50%	51-60%	61-80%	81-100%	101+ %
Multi-family	1st		1101-1143 W. Jackson Blvd.; 300-388 S. Aberdeen St; 1100-1144 W. Van Buren	2	380	38			X					38				
	1st	505 N. State	505-515 N State St	42	24		\$300,000											
	Multi-family Total					404	38	\$300,000	\$0		\$0	0	0	0	38	0	0	0
ARO GRAND TOTAL					404	38		\$0		\$0	0	0	0	38	0	0	0	



City of Chicago
 Richard M. Daley, Mayor
 Christine Raguso, Acting Commissioner
 Department of Community Development

HISTORIC CHICAGO BUNGALOW INITIATIVE

Benefits Received October 1, 2000 to March 31, 2009

Program inception date: October 1, 2000

INDICATOR	NUMBER	DOLLARS EXPENDED	
Certifications/Marketing Bungalows-2009 (1st Qtr.)			
Requests for information/general information pieces mailed*	59		
Certification of existing owners (1st qtr)	48		
Certification for new bungalow buyers (1st qtr)	2		
# of Members Approved for Vouchers (1st qtr)	6		
# of Members Approved for DOE Grant (G1) (1st qtr)	24		
# of Members Approved for ICECF Grant (G2) (1st qtr)	48		
#of members approved for ICECF Weatherization (1st qtr)	0		
# of members approved for IHDA Grant (1st qtr)	21		
#members approved for ICECF Model Block Grant (1st qtr)	0		
# of households who access other rehab bank loans	4	\$60,319	home equity
	14	\$154,730	refinance
Subtotal:	18	\$215,049	
Benefit Activity October 1, 2000 to March 31, 2009 **			
Requests for informational packages sent by mail*	25,184		
# of households who utilized their own resources for rehab	3,040	\$14,038,887	
# of households who received appliance vouchers	2,053	\$3,161,800	
# of households who received energy efficiency matching dollars	1,834	\$2,413,225	
# of households who received ICECF weatherization dollars	906	\$1,496,920	
# of households who received ICECF Model Block dollars	52	\$677,502	
# of households who received IHDA grant matching dollars	637	\$2,308,297	
Bungalow Purchase Activity October 1, 2000 to March 31, 2008			
# of bungalows purchased with a City Mortgage Loan or other purchase loan	163	\$22,525,932	
# of bungalows purchased with a non-City Mortgage-participating bungalow lender loan	150	\$35,451,605	
# of loans for bungalow purchase in process	0	\$0	
Actual # of households served, taking into account multiple benefits	5,435		

* In order to avoid double counting, this represents original requests as opposed to second or third calls.

** Due to processing time, this dollar amount is less than the households receiving benefits.

TABLE FOR INCOME LIMITS
(EFFECTIVE MARCH 19, 2009)

Household Size	10% Area Median Income	15% Area Median Income	20% Area Median Income	30% Area Median Income (HUD Extremely Low Income Limit)	50% Area Median Income (HUD Very Low Income Limit)	60% Area Median Income	65% Area Median Income	80% Area Median Income (HUD Low Income Limit)	90% Area Median Income	95% Area Median Income	100% Area Median Income	115% Area Median Income	120% Area Median Income	140% Area Median Income
1 person	5,280	7,920	10,560	15,850	26,400	31,680	34,320	42,200	47,520	50,160	52,800	60,720	63,350	73,920
2 persons	6,030	9,045	12,060	18,100	30,150	36,180	39,195	48,250	54,270	57,285	60,300	69,345	72,400	84,420
3 persons	6,790	10,185	13,580	20,350	33,950	40,740	44,135	54,250	61,110	64,505	67,900	78,085	81,450	95,060
4 persons	7,540	11,310	15,080	22,600	37,700	45,240	49,010	60,300	67,860	71,630	75,400	86,710	90,500	105,560
5 persons	8,140	12,210	16,280	24,450	40,700	48,840	52,910	65,100	73,260	77,330	81,400	93,610	97,700	113,960
6 persons	8,750	13,125	17,500	26,250	43,750	52,500	56,875	69,950	78,750	83,125	87,500	100,625	104,950	122,500
7 persons	9,350	14,025	18,700	28,050	46,750	56,100	60,775	74,750	84,150	88,825	93,500	107,525	112,200	130,900
8 persons	9,950	14,925	19,900	29,850	49,750	59,700	64,675	79,600	89,550	94,525	99,500	114,425	119,450	139,300

Income limits are based on the Chicago-Naperville-Joliet, IL HUD Metro FMR Area (HMFA) median family income of \$74,900, as adjusted by HUD
Effective until superseded.

MARCH 19, 2009

Income limits for 30%, 50%, 80%, and 120% as published by HUD.

Income limits for all other income levels extrapolated per HUD methodology (PDR 2008-02), using the very low income limit (50% AMI) as a starting point for calculating other income limits.

CITY OF CHICAGO
MAXIMUM AFFORDABLE MONTHLY RENTS 2009

Maximum Monthly Gross Rents (maximum rents when tenants pay no utilities/landlord pays all utilities):

<u>Number of Bedrooms</u>	<u>10%</u>	<u>15%</u>	<u>20%</u>	<u>30%</u>	<u>50%*</u>	<u>60%</u>	<u>65%*</u>	<u>80%</u>	<u>100%</u>	<u>HUD Fair Market Rent*</u>
0	\$132	\$198	\$264	\$396	\$660	\$792	\$838	\$1,055	\$1,320	\$781
1	\$141	\$212	\$283	\$424	\$706	\$848	\$899	\$1,131	\$1,414	\$894
2	\$170	\$255	\$340	\$509	\$848	\$1,019	\$1,081	\$1,356	\$1,698	\$1,004
3	\$196	\$294	\$392	\$588	\$980	\$1,176	\$1,240	\$1,568	\$1,960	\$1,227
4	\$219	\$328	\$438	\$656	\$1,093	\$1,313	\$1,364	\$1,749	\$2,188	\$1,387
5	\$241	\$362	\$483	\$724	\$1,206	\$1,448	\$1,486	\$1,929	\$2,413	\$1,595

Maximum rents when tenants pay for cooking gas and other electric (not heat):

	<u>Number of Bedrooms</u>	<u>10%</u>	<u>15%</u>	<u>20%</u>	<u>30%</u>	<u>50%</u>	<u>60%</u>	<u>65%</u>	<u>80%</u>	<u>100%</u>	<u>HUD Fair Market Rent</u>
Elevator/High Rise & Garden/Walkup Apartments	0	\$99	\$165	\$231	\$363	\$627	\$759	\$805	\$1,022	\$1,287	\$748
	1	\$99	\$170	\$241	\$382	\$664	\$806	\$857	\$1,089	\$1,372	\$852
	2	\$119	\$204	\$289	\$458	\$797	\$968	\$1,030	\$1,305	\$1,647	\$953
	3	\$136	\$234	\$332	\$528	\$920	\$1,116	\$1,180	\$1,508	\$1,900	\$1,167
	4	\$145	\$254	\$364	\$582	\$1,019	\$1,239	\$1,290	\$1,675	\$2,114	\$1,313
	5	\$158	\$279	\$400	\$641	\$1,123	\$1,365	\$1,403	\$1,846	\$2,330	\$1,512
Semi-Detached/Row House/Duplex/Townhouse	0	\$99	\$165	\$231	\$363	\$627	\$759	\$805	\$1,022	\$1,287	\$748
	1	\$99	\$170	\$241	\$382	\$664	\$806	\$857	\$1,089	\$1,372	\$852
	2	\$119	\$204	\$289	\$458	\$797	\$968	\$1,030	\$1,305	\$1,647	\$953
	3	\$136	\$234	\$332	\$528	\$920	\$1,116	\$1,180	\$1,508	\$1,900	\$1,167
	4	\$145	\$254	\$364	\$582	\$1,019	\$1,239	\$1,290	\$1,675	\$2,114	\$1,313
	5	\$158	\$279	\$400	\$641	\$1,123	\$1,365	\$1,403	\$1,846	\$2,330	\$1,512

CITY OF CHICAGO
MAXIMUM AFFORDABLE MONTHLY RENTS 2009

Maximum rents when tenants pay for electric heat, cooking gas, and other electric:

	<u>Number of Bedrooms</u>	<u>10%</u>	<u>15%</u>	<u>20%</u>	<u>30%</u>	<u>50%</u>	<u>60%</u>	<u>65%</u>	<u>80%</u>	<u>100%</u>	<u>HUD Fair Market Rent</u>
Elevator/High Rise & Garden/Walkup Apartments	0	\$72	\$138	\$204	\$336	\$600	\$732	\$778	\$995	\$1,260	\$721
	1	\$61	\$132	\$203	\$344	\$626	\$768	\$819	\$1,051	\$1,334	\$814
	2	\$71	\$156	\$241	\$410	\$749	\$920	\$982	\$1,257	\$1,599	\$905
	3	\$77	\$175	\$273	\$469	\$861	\$1,057	\$1,121	\$1,449	\$1,841	\$1,108
	4	\$70	\$179	\$289	\$507	\$944	\$1,164	\$1,215	\$1,600	\$2,039	\$1,238
	5	\$72	\$193	\$314	\$555	\$1,037	\$1,279	\$1,317	\$1,760	\$2,244	\$1,426
Semi-Detached/Row House/Duplex/Townhouse	0	\$68	\$134	\$200	\$332	\$596	\$728	\$774	\$991	\$1,256	\$717
	1	\$55	\$126	\$197	\$338	\$620	\$762	\$813	\$1,045	\$1,328	\$808
	2	\$63	\$148	\$233	\$402	\$741	\$912	\$974	\$1,249	\$1,591	\$897
	3	\$67	\$165	\$263	\$459	\$851	\$1,047	\$1,111	\$1,439	\$1,831	\$1,098
	4	\$57	\$166	\$276	\$494	\$931	\$1,151	\$1,202	\$1,587	\$2,026	\$1,225
	5	\$58	\$179	\$300	\$541	\$1,023	\$1,265	\$1,303	\$1,746	\$2,230	\$1,412

Maximum rents when tenants pay for gas heat, cooking gas, and other electric:

	<u>Number of Bedrooms</u>	<u>10%</u>	<u>15%</u>	<u>20%</u>	<u>30%</u>	<u>50%</u>	<u>60%</u>	<u>65%</u>	<u>80%</u>	<u>100%</u>	<u>HUD Fair Market Rent</u>
Elevator/High Rise & Garden/Walkup Apartments	0	\$49	\$115	\$181	\$313	\$577	\$709	\$755	\$972	\$1,237	\$698
	1	\$37	\$108	\$179	\$320	\$602	\$744	\$795	\$1,027	\$1,310	\$790
	2	\$45	\$130	\$215	\$384	\$723	\$894	\$956	\$1,231	\$1,573	\$879
	3	\$51	\$149	\$247	\$443	\$835	\$1,031	\$1,095	\$1,423	\$1,815	\$1,082
	4	\$42	\$151	\$261	\$479	\$916	\$1,136	\$1,187	\$1,572	\$2,011	\$1,210
	5	\$44	\$165	\$286	\$527	\$1,009	\$1,251	\$1,289	\$1,732	\$2,216	\$1,398
Semi-Detached/Row House/Duplex/Townhouse	0	\$44	\$110	\$176	\$308	\$572	\$704	\$750	\$967	\$1,232	\$693
	1	\$30	\$101	\$172	\$313	\$595	\$737	\$788	\$1,020	\$1,303	\$783
	2	\$37	\$122	\$207	\$376	\$715	\$886	\$948	\$1,223	\$1,565	\$871
	3	\$40	\$138	\$236	\$432	\$824	\$1,020	\$1,084	\$1,412	\$1,804	\$1,071
	4	\$30	\$139	\$249	\$467	\$904	\$1,124	\$1,175	\$1,560	\$1,999	\$1,198
	5	\$29	\$150	\$271	\$512	\$994	\$1,236	\$1,274	\$1,717	\$2,201	\$1,383

CITY OF CHICAGO
MAXIMUM AFFORDABLE MONTHLY RENTS 2009

Maximum rents when tenants pay for electric cooking and other electric (not heat):

	<u>Number of Bedrooms</u>	<u>10%</u>	<u>15%</u>	<u>20%</u>	<u>30%</u>	<u>50%</u>	<u>60%</u>	<u>65%</u>	<u>80%</u>	<u>100%</u>	<u>HUD Fair Market Rent</u>
Elevator/High Rise & Garden/Walkup Apartments	0	\$98	\$164	\$230	\$362	\$626	\$758	\$804	\$1,021	\$1,286	\$747
	1	\$97	\$168	\$239	\$380	\$662	\$804	\$855	\$1,087	\$1,370	\$850
	2	\$116	\$201	\$286	\$455	\$794	\$965	\$1,027	\$1,302	\$1,644	\$950
	3	\$133	\$231	\$329	\$525	\$917	\$1,113	\$1,177	\$1,505	\$1,897	\$1,164
	4	\$141	\$250	\$360	\$578	\$1,015	\$1,235	\$1,286	\$1,671	\$2,110	\$1,309
	5	\$153	\$274	\$395	\$636	\$1,118	\$1,360	\$1,398	\$1,841	\$2,325	\$1,507
Semi-Detached/Row House/Duplex/Townhouse	0	\$98	\$164	\$230	\$362	\$626	\$758	\$804	\$1,021	\$1,286	\$747
	1	\$97	\$168	\$239	\$380	\$662	\$804	\$855	\$1,087	\$1,370	\$850
	2	\$116	\$201	\$286	\$455	\$794	\$965	\$1,027	\$1,302	\$1,644	\$950
	3	\$133	\$231	\$329	\$525	\$917	\$1,113	\$1,177	\$1,505	\$1,897	\$1,164
	4	\$141	\$250	\$360	\$578	\$1,015	\$1,235	\$1,286	\$1,671	\$2,110	\$1,309
	5	\$153	\$274	\$395	\$636	\$1,118	\$1,360	\$1,398	\$1,841	\$2,325	\$1,507

Maximum rents when tenants pay only for other electric:

	<u>Number of Bedrooms</u>	<u>10%</u>	<u>15%</u>	<u>20%</u>	<u>30%</u>	<u>50%</u>	<u>60%</u>	<u>65%</u>	<u>80%</u>	<u>100%</u>	<u>HUD Fair Market Rent</u>
Elevator/High Rise & Garden/Walkup Apartments	0	\$104	\$170	\$236	\$368	\$632	\$764	\$810	\$1,027	\$1,292	\$753
	1	\$106	\$177	\$248	\$389	\$671	\$813	\$864	\$1,096	\$1,379	\$859
	2	\$128	\$213	\$298	\$467	\$806	\$977	\$1,039	\$1,314	\$1,656	\$962
	3	\$147	\$245	\$343	\$539	\$931	\$1,127	\$1,191	\$1,519	\$1,911	\$1,178
	4	\$159	\$268	\$378	\$596	\$1,033	\$1,253	\$1,304	\$1,689	\$2,128	\$1,327
	5	\$174	\$295	\$416	\$657	\$1,139	\$1,381	\$1,419	\$1,862	\$2,346	\$1,528
Semi-Detached/Row House/Duplex/Townhouse	0	\$104	\$170	\$236	\$368	\$632	\$764	\$810	\$1,027	\$1,292	\$753
	1	\$106	\$177	\$248	\$389	\$671	\$813	\$864	\$1,096	\$1,379	\$859
	2	\$128	\$213	\$298	\$467	\$806	\$977	\$1,039	\$1,314	\$1,656	\$962
	3	\$147	\$245	\$343	\$539	\$931	\$1,127	\$1,191	\$1,519	\$1,911	\$1,178
	4	\$159	\$268	\$378	\$596	\$1,033	\$1,253	\$1,304	\$1,689	\$2,128	\$1,327
	5	\$174	\$295	\$416	\$657	\$1,139	\$1,381	\$1,419	\$1,862	\$2,346	\$1,528

CITY OF CHICAGO
MAXIMUM AFFORDABLE MONTHLY RENTS 2009

		Utility allowances per CHA schedule for:					
		Number of Bedrooms	Cooking gas & other electric (not heat)	Electric heat, cooking gas & other electric	Gas heat, cooking gas & other electric	Electric cooking & other electric (not heat)	Other electric only (not cooking or heat)
Elevator/High Rise & Garden/Walkup Apartments	0	\$33	\$60	\$83	\$34	\$28	
	1	\$42	\$80	\$104	\$44	\$35	
	2	\$51	\$99	\$125	\$54	\$42	
	3	\$60	\$119	\$145	\$63	\$49	
	4	\$74	\$149	\$177	\$78	\$60	
	5	\$83	\$169	\$197	\$88	\$67	
Semi-Detached/Row House/Duplex/ Townhouse	0	\$33	\$64	\$88	\$34	\$28	
	1	\$42	\$86	\$111	\$44	\$35	
	2	\$51	\$107	\$133	\$54	\$42	
	3	\$60	\$129	\$156	\$63	\$49	
	4	\$74	\$162	\$189	\$78	\$60	
	5	\$83	\$183	\$212	\$88	\$67	

NOTE: Gross rent limits for 50% and 65% AMI and the Fair Market Rent are published by HUD. All other rent limits are calculated assuming 1.5 occupants per bedroom and 1 occupant for an apartment with no bedrooms.

* For HOME-funded developments, rents are the "lesser of" the FMR for the unit size or 30% of the adjusted income of a family whose income equals 65% of the area median. This is known as the "High HOME Rent." In HOME-funded developments with 5 or more units, 20% of the HOME-assisted units must be occupied by very-low income families whose rents do not exceed 30% of the annual income of a family whose income equals 50% of the area median. This is known as the "Low HOME Rent."