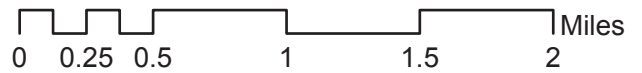
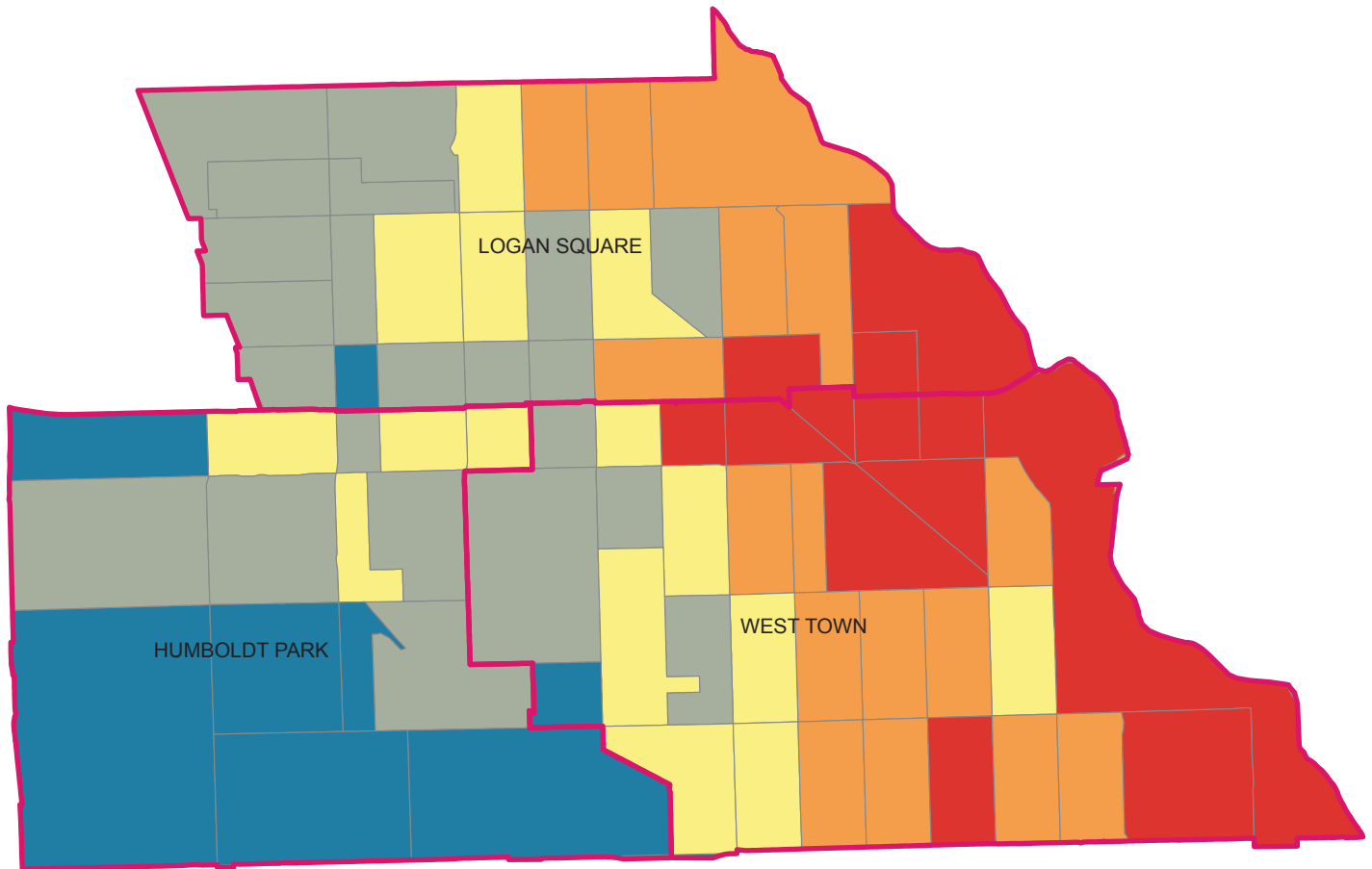


Median Household Income in Logan Square, Humboldt Park, and West Town, 2013



Median Household Income, 2013

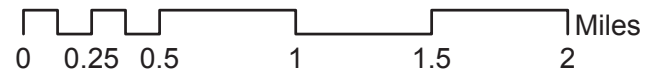
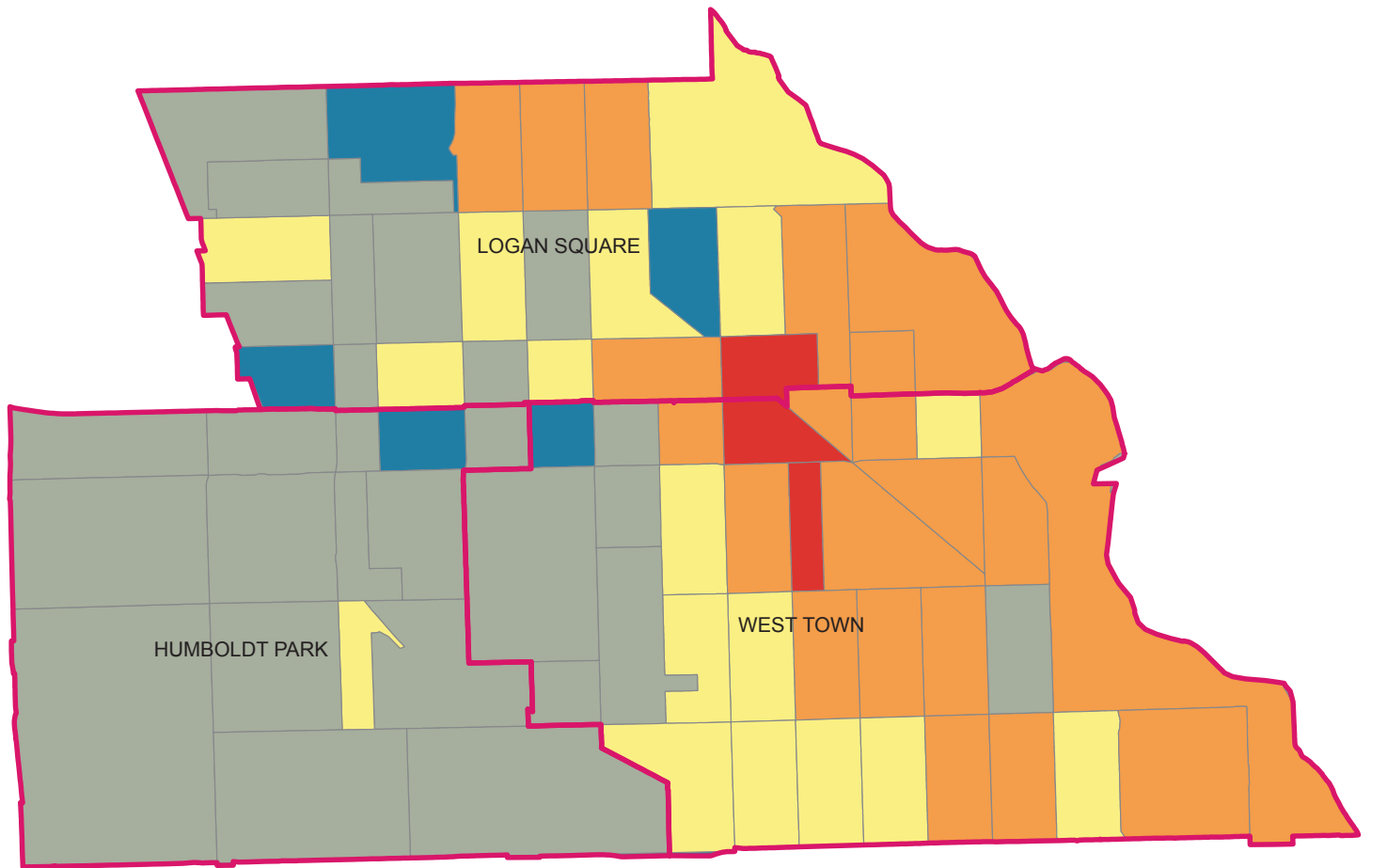
- \$15,515.00 - \$26,750.00
- \$26,750.01 - \$45,221.00
- \$45,221.01 - \$61,786.00
- \$61,786.01 - \$86,667.00
- \$86,667.01 - \$120,513.00
- Selected Chicago Community Areas

Community Area Aggregated Median Household Income

Logan Square: \$60,553
Humboldt Park: \$32,889
West Town: \$70,281



Median Gross Rent by Census Tract in Logan Square, Humboldt Park, and West Town, 2013



Median Gross Rent, 2013

- \$490.00 - \$824.00
- \$824.01 - \$1,004.00
- \$1,004.01 - \$1,175.00
- \$1,175.01 - \$1,462.00
- \$1,462.01 - \$1,978.00
- Selected Chicago Community Areas



Community Area Aggregated Gross Median Rent

Logan Square: \$1,071
Humboldt Park: \$911
West Town: \$1,213

