



CITY OF CHICAGO

2014 BUDGET
DRAFT ACTION PLAN

MAYOR RAHM EMANUEL



GOVERNMENT FINANCE OFFICERS ASSOCIATION

*Distinguished
Budget Presentation
Award*

PRESENTED TO

**City of Chicago
Illinois**

For the Fiscal Year Beginning

January 1, 2013

Executive Director

The Government Finance Officers Association of the United States and Canada (GFOA) presented a Distinguished Budget Presentation Award to **City of Chicago, Illinois** for their Annual Budget beginning **January 1, 2013**. In order to receive this award, a governmental unit must publish a budget document that meets program criteria as a policy document, as an operations guide, as a financial plan, and as a communications device.

TABLE OF CONTENTS

Executive Summary	1
Citizen Participation Process	4
Resources	7
Annual Community Development Objectives	12
Description of 2014 Activities	24
Geographic Distribution/Allocation of Priorities and Resources	36
Annual Affordable Housing Goals	37
Public Housing	40
Homeless and Special Needs Goals	42
Barriers to Affordable Housing	48
Other Activities	50
Program Specific Requirements	57
• CDBG	
• HOME	
• HOPWA	
• ESG	
General Program Requirements	64
Maps	67

EXECUTIVE SUMMARY

The 2014 Annual Action Plan represents the fifth year of the City of Chicago's (City's) 2010-2014 Consolidated Plan that was approved by the U.S. Department of Housing and Urban Development (HUD) on May 25, 2010. HUD requires jurisdictions receiving federal entitlement grant funding to prepare a five-year Consolidated Plan that identifies local housing and community development needs and priorities and describes how funding will be strategically allocated to meet those needs.

In addition to the Consolidated Plan, annual Action Plans are required to describe how federal entitlement funds are proposed to be spent in a given program year. In accordance with HUD regulations, the Action Plan identifies programs and activities that meet three federal goals: 1) increase the availability, affordability and sustainability of decent housing that is also accessible to persons with special needs; 2) provide a suitable living environment; and 3) expand economic opportunities. The funding priorities are targeted to benefit the low- and moderate-income citizens of Chicago. The annual Action Plan is submitted to HUD each year for review and approval.

The City receives the following federal entitlement funds:

Community Development Block Grant (CDBG)

CDBG funds support the City's array of programs that promote economic and community development in predominantly low-income communities of Chicago. Services include: housing development and homeownership initiatives; homeless prevention and intervention services; customized job training and placement services; independent living programs for the elderly and people with disabilities; building code enforcement and demolition activities in distressed areas; health care services for vulnerable populations; community policing and community enhancement activities.

HOME Investment Partnerships Program (HOME)

HOME funds are a vital resource in creating affordable housing for low-income individuals. The funds support purchase price assistance for eligible first-time homebuyers, loans for construction or rehab of affordable multi-family housing and operating grants to Community Housing Development Organizations (CHDOs).

Emergency Solutions Grant (ESG)

ESG funds programs that serve homeless individuals and families with supportive services, emergency shelter or transitioning housing, and assist persons at risk of becoming homeless with homeless prevention assistance.

Housing Opportunities for Persons with AIDS (HOPWA)

HOPWA funds are dedicated to meeting the housing needs of low-income people with HIV/AIDS. The City relies on HOPWA to provide rental assistance to individuals with HIV/AIDS, operating support to organizations serving people with HIV/AIDS and housing information services.

CDBG - Disaster Recovery (DR)

On September 3, 2013, HUD announced that Chicago was one of several Illinois grantees to receive CDBG-DR funding. The funds will be used to support local recovery efforts in community areas that experienced extreme damage from storms and flooding that occurred in April - May 2013.

Summary of 2014 Annual Objectives and Outcomes

In 2014, The City anticipates the following funding allocations and outcomes for each of the entitlement programs:

CDBG - \$73,835,000

Approximately 3,167 affordable housing units will be developed, rehabilitated or preserved; 7,200 low-income individuals will receive primary and mental health care services; 1,200 families will receive violence prevention services; 60,000 at-risk people will receive HIV/AIDS prevention and housing services; 5,000 people will receive lead poisoning prevention services; 6,725 battered and abused individuals will receive domestic violence counseling and legal assistance; 1,250 low-income individuals will receive employment training and placement services; 6,171 homeless individuals will receive emergency shelter and outreach services; 13,900 homeless and at-risk seniors will receive food assistance; 24,250 people with disabilities will receive disability resource assistance; and 70 low-income individuals will receive fair housing legal services.

HOME - \$16,100,000

Approximately 510 units of affordable housing will be developed and/or rehabilitated. HOME funds will also provide operational assistance to 7 CHODOs.

ESG - \$5,240,000

Approximately 720 people will receive emergency shelter services and 145 people will receive rapid re-housing services.

HOPWA - \$6,100,000

It is anticipated 774 people living with HIV/AIDS will receive housing information services to assist in finding safe and affordable housing and 186 people will receive rental subsidies to avoid homelessness. In addition, an anticipated 469 people will benefit from permanent and transitional housing made possible through community residence operating support.

CDBG - DR - \$4,300,000

The City will be required to develop a disaster action plan to describe how funds will be spent and submit to HUD for review and approval. The City anticipates the action plan will be finalized in early 2014.

Evaluation of Past Performance

As required by HUD, the City submits a Consolidated Annual Performance and Evaluation Report (CAPER) in April of each year. The report details funding expenditures for a given program year and compares actual performance outcomes to those proposed in the Action Plan. Calendar year 2012 is the most recent completed program year. While the complete list of outcomes is detailed in the City of Chicago's 2012 CAPER, highlights of outcomes achieved are listed below.

Decent Housing

- Provided emergency heating and roofing repairs to 640 affordable housing units
- Stabilized 327 housing units by placing residences without heat in heat receiverships
- Rehabilitated 532 housing units for seniors to address health and safety issues
- Provided housing accessibility modifications for 33 low-income homeowners with disabilities
- Maintained 162 owner-occupied housing units with direct financial assistance, rehabilitation and preservation services
- Provided housing counseling services to 33,130 citizens to expand and preserve affordable housing
- Provided fair housing legal services to 97 residents
- Developed/rehabilitated 420 affordable housing units

Suitable Living Environment

- Preserved 835 units of single- and multi-family affordable rental housing by rehabilitating troubled buildings
- Assisted 757 deteriorating housing units through code enforcement and board-up activities
- Provided primary health care to 471 homeless individuals
- Provided 56 persons with HIV/AIDS at risk of becoming homeless with housing and housing services
- Served 12,400 youth with afterschool programming
- Provided counseling, case management, court advocacy and legal services to 8,302 survivors of domestic violence
- Provided meals to 721 homebound elderly persons
- Provided emergency human services to 12,900 chronically homeless individuals
- Provided emergency and transitional shelter services to 7,900 homeless individuals

Economic Opportunity

- Provided job readiness training to 1,270 individuals
- Provided job skills training and placement services to 1,530 individuals

Managing the Process

The City's Office of Budget and Management (OBM) coordinates the Consolidated Planning process and is responsible for budgeting and monitoring of entitlement grant funds and ensuring compliance with grant regulations. Various City departments administer the grant entitlement programs offered and include the Department of Family and Support Services (DFSS), the Department of Planning and Development (DPD), the Department of Public Health (DPH), the Mayor's Office of People with Disabilities (MOPD), the Commission on Human Relations (CoHR), the Police Department, the Department of Buildings and the Department of Streets and Sanitation. Other City departments provide general grant administrative support.

Questions or comments regarding the City of Chicago Draft Action Plan may be directed to:

Alessandra Budnik
City of Chicago
Office of Budget and Management
121 N. LaSalle Street, Room 604
Chicago, IL 60602
(312)744-6670

CITIZEN PARTICIPATION PROCESS

CITIZEN PARTICIPATION AND CONSULTATION 9I.200 AND 9I.220(B)

In order to ensure that citizen priorities and needs are addressed in the Action Plan, the City holds two public hearings each year. The public hearings provide an opportunity for community groups, non-profit organizations and concerned citizens to explore entitlement grant programming ideas and to communicate their views and comments to the City.

In 2013, the first public hearing was held at 5:30 p.m. on March 5th at the Chicago Cultural Center, 78 E. Washington Street, to solicit comments on the City's 2012 Draft CAPER and the 2014 Action Plan planning process. A public notice was published on February 25th in three local newspapers, the Chicago Sun-Times, the Chicago Defender and Hoy, to announce the hearing and to solicit comments for the 2012 Draft CAPER and the 2014 Action Plan. Written comments were accepted through April 4th. The City received no written comments prior to the hearing. At the hearing, one citizen expressed the need for greater job training opportunities for young African-American men.

A second public hearing is scheduled to be held on November 4th at the Chicago Cultural Center at 78 E. Washington Street. This hearing coincides with the draft release of the City's annual budget appropriation and is specifically held to solicit citizens' comments on the draft 2014 Action Plan. Public notices will be advertised and a written comment period will be offered. A summary of citizen comments received by the City will be incorporated into the final Action Plan which by Executive Order must be completed by December 31st.

City departments' efforts to reach lower-income and special needs populations include working closely with advisory boards whose members are service providers for and community leaders and constituents of the program areas covered by the Consolidated Plan. Examples of such partnerships are offered below.

Community Development Advisory Committee (CDAC)

Appointed by the Mayor, CDAC members represent a broad spectrum of community organizations in the areas of housing, economic development and social service. CDAC works directly with City staff on all major aspects of the CDBG program and advises the City on the citizen participation process.

CDAC assists the City in coordinating technical assistance sessions for community-based organizations when the annual request-for-proposal (RFP) for CDBG and other funds is released. The sessions are held to inform of available programs that are funded with CDBG, provide grant writing workshops for new applicants and advise the City of any changing needs and concerns of local communities. Through its network of community service providers, CDAC works to ensure that the views of persons of low- and moderate-incomes are represented in the development of the action plan.

For the 2013 RFP process, three technical assistance sessions were held at the following community college locations:

- April 24, 2013. Malcolm X College, 1900 W. Van Buren Street
- April 26, 2013. Kennedy-King College, 6301 S. Halsted Street
- April 29, 2013. Truman College, 1145 W. Wilson Avenue

Affordable Housing Plan Advisory Committee

2014 marks the first year of the City's fifth Five Year Housing Plan. The accomplishments of the four previous Plans resulted in large part from the City's commitment to partnerships with housing organizations, developers, not-for-profit groups, lending institutions and other government agencies. Continuing this tradition of collaboration, the 2014-2018 Plan was drafted with the input of a 65-member Advisory Group, which met five times over the course of the summer of 2013. A 20-member steering committee led their efforts, which were also informed by a public hearing that was attended by 123 people, representing over 40 organizations.

The 2014-2018 Plan, titled "Bouncing Back," follows an unprecedented housing-market failure, and, as such, followed a "discovery planning" approach to learn from housing leaders. The result was a Plan that calls for strategies and tools that enable a high degree of responsiveness to a housing market that has not yet been fully defined; the need for the City to work with

and leverage the investment, experience, and insights of multiple partners, including private owners and developers, financial institutions, nonprofit development corporations and community organizations; and the need to rely on neighborhood-level data to determine appropriate policies and investment for different market types.

Chicago Planning Council to End Homelessness (Planning Council)

The Planning Council is the public-private planning body that determines the priorities and processes for the HUD McKinney-Vento funding and the application for the Illinois Homeless Prevention Fund program. The City is actively involved with the Planning Council and rotates the chairmanship with a provider and a homeless consumer representative. The Planning Council has designated the Chicago Alliance to End Homelessness as the official applicant for the annual HUD McKinney-Vento funding.

The Planning Council consists of representatives from local, state and federal government agencies, and from constituency groups organized by housing providers, social service agencies, consumers, advocacy organizations, housing developers, private funders, faith-based organizations and general membership.

Chicago Area HIV Integrated Services Council

The Chicago Area HIV Integrated Services Council (CAHISC) is the HIV planning body for the Chicago Eligible Metropolitan Statistical Area (EMSA). The jurisdictional planning areas include the city of Chicago and the nine collar counties of Cook, DeKalb, DuPage, Grundy, Kane, Kendall, Lake, McHenry and Will.

CAHISC works in partnership with the Chicago Department of Public Health (CDPH) to make informed planning decisions for people living with HIV/AIDS and those at-risk for acquiring HIV infections. Decisions are based on information and resources from the HIV prevention and care programs, the surveillance unit, and the rich input from a network of community partners and delegate agencies. CAHISC will continue to ensure the integrity of the planning process while meeting the legislative requirements of “The Ryan White HIV/AIDS Treatment Extension Act of 2009”. The membership is comprised of 41 members appointed by the Mayor. Members have staggered terms and 66% of the membership are consumers of Ryan White Part A Services.

CDPH and the co-chairs review applicants based on parity, inclusion, representation, and on the Ryan White Primer each year during the recruitment process. As a result, the membership is a diverse group of volunteers that are 44% Black, 37% White, 15% Hispanic, 2% Asian, and 2% Other; 78% male, 20% female, and 2% transgender; 49% MSM; and 10% intravenous drug users.

CAHISC seeks members with expertise in HIV prevention, care, and housing services and with professional experience in research, HIV, STI, and other related health services or social determinants of health such as mental health and substance abuse.

Chicago Housing Authority

The Chicago Housing Authority (CHA) is the third largest public housing agency in the country and is charged with providing affordable quality housing to eligible low-income households in the city of Chicago, using funds provided by the federal government and administered by the U.S. Department of Housing and Urban Development (HUD).

Resident Participation and Management

CHA seeks consultation from the public throughout the year for both new and updated policy provisions as well as development activity. It works alongside resident leaders to ensure the needs and priorities of residents are heard and met. During FY2014, CHA will host numerous public hearings regarding proposed activities to garner community support and provide the public with an opportunity to voice their concerns. Through CHA’s Local Advisory Councils (LAC) and Central Advisory Council (CAC), residents are elected by their peers to serve as the spokespeople of resident concerns. Each CHA development has an elected LAC president who serves on the CAC.

In addition to the LAC and CAC, CHA instituted an Office of the Ombudsman in FY2008 to ensure residents living in both rehabilitated public housing as well as new mixed-income communities had a vehicle to communicate directly with CHA leadership. The Office of the Ombudsman has appointed a full-time CHA staff member exclusively dedicated to address the unique needs of public housing residents living in mixed-income communities. CHA continues to hold regional semi-annual Ombudsman meetings in the different regions. The focus is increasingly on encouraging residents to access available services. In FY2013, regional meetings began to include a service fair component, with representatives and information from local organizations that provide services. CHA will continue to engage residents in redevelopment planning through the working group process as well as broader community and resident engagement strategies.

RESOURCES

RESOURCES 9I.220(C1) AND (C2)

Identify the federal, state, and local resources (including program income) the jurisdiction expects to receive to address the needs identified in the plan. Federal resources should include Section 8 funds made available to the jurisdiction, Low-Income Housing Tax Credits, and competitive McKinney-Vento Homeless Assistance Act funds expected to be available to address priority needs and specific objectives identified in the strategic plan. Explain how federal funds will leverage resources from private and non-federal public sources, including a description of how matching requirements of the HUD programs will be satisfied.

In addition to CDBG, HOME, ESG and HOPWA funds received from HUD, the City of Chicago will continue to pursue other available federal, state and private sources to supplement funding for the City’s community development initiatives. The City will also contribute a number of local tools and incentives, including the Chicago Affordable Housing Density Bonus which allows additional square footage of residential developments to exceed the guidelines set in the Chicago Zoning Ordinance in exchange for creating additional affordable housing units or contributing to the City’s Affordable Housing Density Fund (Density Fund). In 2014, the City estimates collecting approximately \$8.6M in the Density Fund. In addition, approximately \$116,535,000 of corporate funds are anticipated to support the City’s Consolidated Planning priorities.

Matching Requirements: The City anticipates approximately \$10M of matching funds for HOME. The primary source will be the land value of real estate contributed to HOME projects and is estimated to be \$6M. The remaining \$4M will be cash contributions from non-federal sources. For ESG, the City receives an Emergency Transitional Housing grant from the Illinois Department of Human Services which serves as the match. Approximately \$4.7M is anticipated for 2014.

The table below details the complete list of anticipated 2014 funding sources that will address the needs identified in the Consolidated Plan.

SOURCE	GRANT NAME	2014 ANTICIPATED AMOUNT
Federal	Air Pollution Control Program	\$412,000
Federal	Bio Sense Syndromic Surveillance	\$25,000
Federal	Bioterrorism Hospital Preparedness Program	\$3,352,000
Federal	Bioterrorism Preparedness Response Planning-CDC	\$13,723,000
Federal	Building Epidemiology and Health IT Capacity	\$936,000
Pub/Priv	Care Van Blue Cross	\$317,000
Federal	Chicago Family Case Management/ healthy moms/ healthy kids	\$1,677,000
Federal	Chicago Lead Safe Homes Initiative/ Lead hazard reduction Demonstration Program	\$2,700,000
State	Childhood Lead Poisoning Prevention-IDPH	\$653,000
Federal	Community Transformation	\$444,000
Federal	Dating Matters Initiative	\$350,000
Federal	Dental Sealant	\$128,000
Federal	Diabetes Translational Research Program	\$136,000
State	Educational Seminars Support	\$46,000
Federal	Epidemiology & Laboratory Capacity	\$247,000
State	Genetics Education/Follow-up Services	\$139,000
Federal	Hazardous Materials Emergency Preparedness Planning (HMEP)	\$40,000
Income	Health Services Program Income	\$7,791,000
State	Healthy Families Illinois	\$247,000

2 0 1 4 B U D G E T D R A F T A C T I O N P L A N

Federal	Healthy Start Initiative/Elimination Disparities in Perinatal Health	\$877,000
Federal	HIV Behavioral Surveillance MSM2	\$451,000
Federal	HIV/AIDS Prevention	\$10,108,000
Federal	HIV/AIDS Surveillance and Seroprevalence	\$1,465,000
Federal	Immunization & Vaccines for Children	\$5,050,000
Federal	Immunization Capacity Building	\$1,015,000
Pub/Priv	Lead Based Paint Hazard Control (Torrens Fund)	\$400,000
State	Local Health Protection	\$2,541,000
Federal	Maternal and Child Health Block Grant (MCH)	\$5,018,000
Federal	Mental Health - Mental Health Base Grant	\$1,133,000
Federal	Minority AIDS Initiative - Targeted Capacity Expansion (MAI-TCE)	\$1,629,000
Federal	Morbidity and Risk Behavior Surveillance/Medical Monitoring Project (MMP)	\$451,000
State	Mosquito Vector Prevention Program (Tire Funds)	\$675,000
Federal	NEW Teen Pregnancy Prevention Chicago Public Schools	\$464,000
Federal	Public Health Infrastructure Component I(Strengthening)	\$346,000
State	Resource Conservation & Recovery Act-Subtitle D	\$150,000
Federal	Ryan White HIV CARE Act: Part A Emergency Relief	\$26,383,000
Federal	Ryan White HIV CARE Act: Part C Early Intervention Services	\$478,000
Federal	Ryan White HIV CARE Act: Title I Carryover	\$580,000
Federal	Sexually Transmitted Disease Prevention	\$2,699,000
State	Solid Waste Management/Enforcement	\$417,000
Federal	STD Surveillance Network	\$152,000
Federal	Substance Abuse Treatment - IDASA	\$654,000
State	Summer Food Program	\$86,000
State	Tanning Facilities Inspections	\$16,000
State	Tattoo and Body Art Piercing Inspection	\$28,000
Federal	Tobacco Free Communities	\$1,259,000
Federal	Tuberculosis Control	\$1,380,000
State	Underground Storage Tank Inspection	\$550,000
Federal	Women, Infants and Children Nutrition (WIC)	\$5,019,000
Federal	Substance Abuse & AIDS Prevention Program for the Deaf and Hard of Hearing	\$209,000
Federal	Work Incentive Planning & Assistance Program	\$237,000
Pub/Priv	Access Chicago Support- carryover	\$138,000
Pub/Priv	Home Modification Program -Chicago Fund Support	\$325,000
Pub/Priv	Illustrated Guide to Chapter 18-11 of the Chicago Building Code	\$25,000
Pub/Priv	MOPD Special Initiatives Support	\$185,000

2 0 1 4 B U D G E T D R A F T A C T I O N P L A N

Pub/Priv	Disabled Youth Employment Program	\$25,000
Pub/Priv	Amplified Phones Program	\$72,000
State	Emergency Food and Shelter	\$4,714,000
State	2013 Emergency and Transitional Housing	\$100,000
Federal	Aging and Disability Resource Center Options Program	\$15,000
Federal	Area Plan on Aging - Older Americans Act- Federal	\$14,000,000
State	Area Plan on Aging - Older Americans Act- State	\$4,910,000
Federal	Benefits System Change Project	\$50,000
Federal	CHA Family Supportive Services	\$1,500,000
Federal	Chicago Domestic Violence Help Line-ICJIA	\$364,000
State	Child Care Services	\$25,875,415
State	Colbert Consent Decree Implemntation Plan	\$257,000
Federal	Community Services Block Grant	\$13,940,000
Federal	Early Head Start	\$6,500,000
Federal	Early Head Start Program Supplemental	\$750,000
State	Elder Abuse and Neglect Pass Thru Grant -	\$2,000,000
Federal	Foster Grandparents Program	\$575,000
Income	Foster Grandparents Program Agency Match	\$134,000
Federal	Head Start	\$119,493,102
Federal	Head Start Supplemental	\$1,000,000
Federal	Long Term Care Ombudsman Provider Fund	\$120,000
State	Longterm Care System Development	\$56,000
Pub/Priv	Meals on Wheels - Chicago Distribution	\$350,000
Income	OAA Nutrition Program Income - Home Delivered Meals	\$25,000
Income	OAA Nutrition Program Income-Congregate Meals	\$700,000
Federal	OAA Title V/Senior Comm. Service Employment	\$1,005,000
Pub/Priv	One Summer Plus	\$250,000
State	Relatives Raising Children	\$30,000
State	Resident Services Coordination/Case Mgmt.	\$2,900,000
Federal	Safe Havens - Supervised Visitation	\$500,000
Pub/Priv	Senior Citizens Picnic Support	\$25,000
Income	Senior Companion Agency Match	\$20,000
Federal	Senior Companion Project-ACTION	\$300,000
Income	Senior Fitness Program Income	\$210,000
State	Senior Health Assistance Program	\$320,000
State	Senior Health Insurance Program	\$54,000
Federal	Senior Medicare Patrol	\$22,000
Pub/Priv	Senior Prgm. Private Contributions- Fund 529	\$1,100,000
Federal	Services to Victims of Domestic Violence	\$238,000
Federal	Shelter Plus Grant -	\$33,783,000

2 0 1 4 B U D G E T D R A F T A C T I O N P L A N

State	Special Projects-Prevention Domestic Violence	\$181,000
State	State Foster Grandparents	\$40,000
State	State Senior Employment Specialist	\$25,000
Federal	Summer Food Service	\$1,897,000
Federal	Title XX Donated Fund	\$1,200,000
State	Veterans Directed Home & Community-Based Services carryover	\$2,276,000
Pub/Priv	Warming Center Program-Service Tax Trust Fund	\$15,000
income	ARRA Neighborhood Stabilization Program 2 - Program Income	\$6,433,000
Federal	Choice Neighborhoods Implementation Grant	\$591,000
State	IHDA Foreclosure Prevention Program	\$1,875,000
State	Illinois Historic Preservation Agency Fund--Chicago Landmarks Exhibit (2014)	\$12,000
State	Low Income Housing Trust Fund	\$10,500,000
Federal	Neighborhood Stabilization Program 3 (Dodd-Frank Wall Street Reform Bill)	\$4,048,000
Federal	Neighborhood Stabilization Program 3 (Dodd-Frank Wall Street Reform Bill) Program Income	\$1,500,000
income	Neighborhood Stabilization Program I -Program Income	\$6,956,000
State	Ravenswood Industrial Corridor	\$100,000
Federal	Asset Forfeiture Funds - Federal - Dept. of Treasury	\$117,000
Federal	Asset Forfeiture Funds - Federal - DOJ	\$2,792,000
State	Asset Forfeiture Funds - State	\$2,750,000
Pub/Priv	Building Safe Blocks Initiative	\$161,000
Federal	Bulletproof Vests Partnership - BJA	\$29,000
Federal	Bulletproof Vests Partnership - BJA	\$1,638,000
Federal	COPS Secure Our Schools FY2008- carryover	\$53,000
Federal	COPS 2007 Methamphetamine Grant-carryover	\$25,000
Federal	COPS Hiring Program FY12	\$3,065,000
Federal	COPS Hiring Program FY13	\$3,125,000
Federal	Edward Byrne Justice Assistance Grant FY10	\$1,200,000
Federal	Edward Byrne Memorial Justice Assistance	\$6,000,000
Federal	Byrne Justice Assistance Grant Local Solicitation	\$8,948,000
Federal	Gang Resistance Education and Training	\$70,000
State	IDOT Sustained Traffic Enforcement Program	\$332,000
State	Injury Prevention	\$113,000
State	Juvenile Block Grant	\$250,000
Federal	Local Alcohol Program	\$539,000
Federal	National Explosives Detection Canine Team	\$758,000
Federal	Predictive Policing	\$1,000,000
Pub/Priv	Public Safety Private Support	\$234,000

2 0 1 4 B U D G E T D R A F T A C T I O N P L A N

Federal	Ready for Emergency Management for Schools Grant (REMS)	\$25,000
Federal	Safe Routes to Schools	\$100,000
Federal	Secure Our Schools	\$498,000
Federal	Solving Cold Cases with DNA	\$830,000
Federal	Transit Security Grant Program	\$14,623,000
Federal	Violence Against Women -Domestic Violence Protocol	\$310,000
	TOTAL	\$431,472,517

ANNUAL OBJECTIVES

ANNUAL OBJECTIVES 91.220 (C)(3)

Provide a summary of specific objectives that will be addressed during the program year.

In 2014, the City of Chicago will continue to invest entitlement funding to support its Consolidated Plan objectives to provide decent housing, including retaining the affordable housing stock and increasing the availability of permanent affordable housing, and to create a suitable living environment by improving the safety and livability of neighborhoods and increasing access of low-income groups to quality supportive services.

GOALS AND OBJECTIVES TO BE CARRIED OUT DURING THE ACTION PLAN PERIOD ARE INDICATED BY PLACING A CHECK IN THE FOLLOWING BOXES.

<input checked="" type="checkbox"/>	Objective Category: Decent Housing (Which includes)	<input checked="" type="checkbox"/>	Objective Category: Suitable Living Environment (Which includes):	<input checked="" type="checkbox"/>	Objective Category: Expanded Economic Opportunities (Which includes):
<input checked="" type="checkbox"/>	assisting homeless persons obtain affordable housing	<input checked="" type="checkbox"/>	improving the safety and livability of neighborhoods		job creation and retention
<input checked="" type="checkbox"/>	assisting persons at risk of becoming homeless	<input checked="" type="checkbox"/>	eliminating blighting influences and the deterioration of property and facilities		establishment, stabilization and expansion of small business (including micro-businesses)
<input checked="" type="checkbox"/>	retaining the affordable housing stock	<input checked="" type="checkbox"/>	increasing the access to quality public and private facilities	<input checked="" type="checkbox"/>	the provision of public services concerned with employment
<input checked="" type="checkbox"/>	increasing the availability of affordable permanent housing in standard condition to low-income and moderate-income families, particularly to members of disadvantaged minorities without discrimination on the basis of race, color, religion, sex, national origin, familial status or disability		reducing the isolation of income groups within areas through spatial deconcentration of housing opportunities for lower income persons and the revitalization of deteriorating neighborhoods		the provision of jobs to low-income persons living in areas affected by those programs and activities under programs covered by the plan
<input checked="" type="checkbox"/>	increasing the supply of supportive housing which includes structural features and services to enable persons with special needs (including persons with HIV/AIDS) to live in dignity and independence		restoring and preserving properties of special historic, architectural, or aesthetic value	<input checked="" type="checkbox"/>	availability of mortgage financing for low income persons at reasonable rates using non-discriminatory lending practices
<input checked="" type="checkbox"/>	provide affordable housing that accessible to job opportunities		conserving energy resources and use of renewable energy sources		access to capital and credit for development activities that promote the long-term economic social viability of the community

SUMMARY OF SPECIFIC ANNUAL OBJECTIVES

Availability/Accessibility of Decent Housing (DH-1)							
Specific Objective		Source of Funds	Year	Performance Indicators	Expected Number	Actual Number	Percent Completed
DH1.1	Maintain accessible decent housing and prevent homelessness by paying for repair of heating units, utility services and/or relocation for tenants	CDBG	2010	units	800	545	68%
			2011		800	756	94%
			2012		600	TBD	TBD
			2013		600	TBD	TBD
			2014		600	TBD	TBD
			MULTI-YEAR GOAL		3,400	TBD	TBD
DH1.2	Maintain decent housing and prevent homelessness by paying heating bills	CDBG	2010	people	N/A	N/A	N/A
			2011		N/A	N/A	N/A
			2012		N/A	N/A	N/A
			2013		N/A	N/A	N/A
			2014		N/A	N/A	N/A
			MULTI-YEAR GOAL		N/A	TBD	TBD
DH1.3	Provide assistance for emergency repairs and to correct hazardous conditions	CDBG	2010	units	800	787	98%
			2011		890	187	21%
			2012		650	TBD	TBD
			2013		650	TBD	TBD
			2014		800	TBD	TBD
			MULTI-YEAR GOAL		3,790	TBD	TBD

Availability/Accessibility of Decent Housing (DH-1)							
Specific Objective		Source of Funds	Year	Performance Indicators	Expected Number	Actual Number	Percent Completed
DH1.1	Maintain accessible decent housing and prevent homelessness by paying for repair of heating units, utility services and/or relocation for tenants	CDBG	2010	units	800	545	68%
			2011		800	756	94%
			2012		600	TBD	TBD
			2013		600	TBD	TBD
			2014		600	TBD	TBD
			MULTI-YEAR GOAL		3,400	TBD	TBD
DH1.2	Maintain decent housing and prevent homelessness by paying heating bills	CDBG	2010	people	N/A	N/A	N/A
			2011		N/A	N/A	N/A
			2012		N/A	N/A	N/A
			2013		N/A	N/A	N/A
			2014		N/A	N/A	N/A
			MULTI-YEAR GOAL		N/A	TBD	TBD
DH1.3	Provide assistance for emergency repairs and to correct hazardous conditions	CDBG	2010	units	800	787	98%
			2011		890	187	21%
			2012		650	TBD	TBD
			2013		650	TBD	TBD
			2014		800	TBD	TBD
			MULTI-YEAR GOAL		3,790	TBD	TBD

Availability/Accessibility of Decent Housing (DH-1)							
Specific Objective		Source of Funds	Year	Performance Indicators	Expected Number	Actual Number	Percent Completed
DH1.1	Maintain accessible decent housing and prevent homelessness by paying for repair of heating units, utility services and/or relocation for tenants	CDBG	2010	units	800	545	68%
			2011		800	756	94%
			2012		600	TBD	TBD
			2013		600	TBD	TBD
			2014		600	TBD	TBD
			MULTI-YEAR GOAL		3,400	TBD	TBD
DH1.2	Maintain decent housing and prevent homelessness by paying heating bills	CDBG	2010	people	N/A	N/A	N/A
			2011		N/A	N/A	N/A
			2012		N/A	N/A	N/A
			2013		N/A	N/A	N/A
			2014		N/A	N/A	N/A
			MULTI-YEAR GOAL		N/A	TBD	TBD
DH1.3	Provide assistance for emergency repairs and to correct hazardous conditions	CDBG	2010	units	800	787	98%
			2011		890	187	21%
			2012		650	TBD	TBD
			2013		650	TBD	TBD
			2014		800	TBD	TBD
			MULTI-YEAR GOAL		3,790	TBD	TBD

Availability/Accessibility of Decent Housing (DH-1)							
Specific Objective		Source of Funds	Year	Performance Indicators	Expected Number	Actual Number	Percent Completed
DH1.1	Maintain accessible decent housing and prevent homelessness by paying for repair of heating units, utility services and/or relocation for tenants	CDBG	2010	units	800	545	68%
			2011		800	756	94%
			2012		600	TBD	TBD
			2013		600	TBD	TBD
			2014		600	TBD	TBD
			MULTI-YEAR GOAL		3,400	TBD	TBD
DH1.2	Maintain decent housing and prevent homelessness by paying heating bills	CDBG	2010	people	N/A	N/A	N/A
			2011		N/A	N/A	N/A
			2012		N/A	N/A	N/A
			2013		N/A	N/A	N/A
			2014		N/A	N/A	N/A
			MULTI-YEAR GOAL		N/A	TBD	TBD
DH1.3	Provide assistance for emergency repairs and to correct hazardous conditions	CDBG	2010	units	800	787	98%
			2011		890	187	21%
			2012		650	TBD	TBD
			2013		650	TBD	TBD
			2014		800	TBD	TBD
			MULTI-YEAR GOAL		3,790	TBD	TBD

Availability/Accessibility of Decent Housing (DH-1)							
Specific Objective		Source of Funds	Year	Performance Indicators	Expected Number	Actual Number	Percent Completed
DH1.1	Maintain accessible decent housing and prevent homelessness by paying for repair of heating units, utility services and/or relocation for tenants	CDBG	2010	units	800	545	68%
			2011		800	756	94%
			2012		600	TBD	TBD
			2013		600	TBD	TBD
			2014		600	TBD	TBD
			MULTI-YEAR GOAL		3,400	TBD	TBD
DH1.2	Maintain decent housing and prevent homelessness by paying heating bills	CDBG	2010	people	N/A	N/A	N/A
			2011		N/A	N/A	N/A
			2012		N/A	N/A	N/A
			2013		N/A	N/A	N/A
			2014		N/A	N/A	N/A
			MULTI-YEAR GOAL		N/A	TBD	TBD
DH1.3	Provide assistance for emergency repairs and to correct hazardous conditions	CDBG	2010	units	800	787	98%
			2011		890	187	21%
			2012		650	TBD	TBD
			2013		650	TBD	TBD
			2014		800	TBD	TBD
			MULTI-YEAR GOAL		3,790	TBD	TBD

Availability/Accessibility of Decent Housing (DH-1)							
Specific Objective		Source of Funds	Year	Performance Indicators	Expected Number	Actual Number	Percent Completed
DH1.1	Maintain accessible decent housing and prevent homelessness by paying for repair of heating units, utility services and/or relocation for tenants	CDBG	2010	units	800	545	68%
			2011		800	756	94%
			2012		600	TBD	TBD
			2013		600	TBD	TBD
			2014		600	TBD	TBD
			MULTI-YEAR GOAL		3,400	TBD	TBD
DH1.2	Maintain decent housing and prevent homelessness by paying heating bills	CDBG	2010	people	N/A	N/A	N/A
			2011		N/A	N/A	N/A
			2012		N/A	N/A	N/A
			2013		N/A	N/A	N/A
			2014		N/A	N/A	N/A
			MULTI-YEAR GOAL		N/A	TBD	TBD
DH1.3	Provide assistance for emergency repairs and to correct hazardous conditions	CDBG	2010	units	800	787	98%
			2011		890	187	21%
			2012		650	TBD	TBD
			2013		650	TBD	TBD
			2014		800	TBD	TBD
			MULTI-YEAR GOAL		3,790	TBD	TBD

Availability/Accessibility of Decent Housing (DH-1)							
Specific Objective		Source of Funds	Year	Performance Indicators	Expected Number	Actual Number	Percent Completed
DH1.1	Maintain accessible decent housing and prevent homelessness by paying for repair of heating units, utility services and/or relocation for tenants	CDBG	2010	units	800	545	68%
			2011		800	756	94%
			2012		600	TBD	TBD
			2013		600	TBD	TBD
			2014		600	TBD	TBD
			MULTI-YEAR GOAL		3,400	TBD	TBD
DH1.2	Maintain decent housing and prevent homelessness by paying heating bills	CDBG	2010	people	N/A	N/A	N/A
			2011		N/A	N/A	N/A
			2012		N/A	N/A	N/A
			2013		N/A	N/A	N/A
			2014		N/A	N/A	N/A
			MULTI-YEAR GOAL		N/A	TBD	TBD
DH1.3	Provide assistance for emergency repairs and to correct hazardous conditions	CDBG	2010	units	800	787	98%
			2011		890	187	21%
			2012		650	TBD	TBD
			2013		650	TBD	TBD
			2014		800	TBD	TBD
			MULTI-YEAR GOAL		3,790	TBD	TBD

Availability/Accessibility of Decent Housing (DH-1)							
Specific Objective		Source of Funds	Year	Performance Indicators	Expected Number	Actual Number	Percent Completed
DH1.1	Maintain accessible decent housing and prevent homelessness by paying for repair of heating units, utility services and/or relocation for tenants	CDBG	2010	units	800	545	68%
			2011		800	756	94%
			2012		600	TBD	TBD
			2013		600	TBD	TBD
			2014		600	TBD	TBD
			MULTI-YEAR GOAL		3,400	TBD	TBD
DH1.2	Maintain decent housing and prevent homelessness by paying heating bills	CDBG	2010	people	N/A	N/A	N/A
			2011		N/A	N/A	N/A
			2012		N/A	N/A	N/A
			2013		N/A	N/A	N/A
			2014		N/A	N/A	N/A
			MULTI-YEAR GOAL		N/A	TBD	TBD
DH1.3	Provide assistance for emergency repairs and to correct hazardous conditions	CDBG	2010	units	800	787	98%
			2011		890	187	21%
			2012		650	TBD	TBD
			2013		650	TBD	TBD
			2014		800	TBD	TBD
			MULTI-YEAR GOAL		3,790	TBD	TBD

Availability/Accessibility of Decent Housing (DH-1)							
Specific Objective		Source of Funds	Year	Performance Indicators	Expected Number	Actual Number	Percent Completed
DH1.1	Maintain accessible decent housing and prevent homelessness by paying for repair of heating units, utility services and/or relocation for tenants	CDBG	2010	units	800	545	68%
			2011		800	756	94%
			2012		600	TBD	TBD
			2013		600	TBD	TBD
			2014		600	TBD	TBD
			MULTI-YEAR GOAL		3,400	TBD	TBD
DH1.2	Maintain decent housing and prevent homelessness by paying heating bills	CDBG	2010	people	N/A	N/A	N/A
			2011		N/A	N/A	N/A
			2012		N/A	N/A	N/A
			2013		N/A	N/A	N/A
			2014		N/A	N/A	N/A
			MULTI-YEAR GOAL		N/A	TBD	TBD
DH1.3	Provide assistance for emergency repairs and to correct hazardous conditions	CDBG	2010	units	800	787	98%
			2011		890	187	21%
			2012		650	TBD	TBD
			2013		650	TBD	TBD
			2014		800	TBD	TBD
			MULTI-YEAR GOAL		3,790	TBD	TBD

Availability/Accessibility of Decent Housing (DH-1)							
Specific Objective		Source of Funds	Year	Performance Indicators	Expected Number	Actual Number	Percent Completed
DH1.1	Maintain accessible decent housing and prevent homelessness by paying for repair of heating units, utility services and/or relocation for tenants	CDBG	2010	units	800	545	68%
			2011		800	756	94%
			2012		600	TBD	TBD
			2013		600	TBD	TBD
			2014		600	TBD	TBD
			MULTI-YEAR GOAL			3,400	TBD
DH1.2	Maintain decent housing and prevent homelessness by paying heating bills	CDBG	2010	people	N/A	N/A	N/A
			2011		N/A	N/A	N/A
			2012		N/A	N/A	N/A
			2013		N/A	N/A	N/A
			2014		N/A	N/A	N/A
			MULTI-YEAR GOAL			N/A	TBD
DH1.3	Provide assistance for emergency repairs and to correct hazardous conditions	CDBG	2010	units	800	787	98%
			2011		890	187	21%
			2012		650	TBD	TBD
			2013		650	TBD	TBD
			2014		800	TBD	TBD
			MULTI-YEAR GOAL			3,790	TBD

Availability/Accessibility of Decent Housing (DH-1)							
Specific Objective		Source of Funds	Year	Performance Indicators	Expected Number	Actual Number	Percent Completed
DH1.1	Maintain accessible decent housing and prevent homelessness by paying for repair of heating units, utility services and/or relocation for tenants	CDBG	2010	units	800	545	68%
			2011		800	756	94%
			2012		600	TBD	TBD
			2013		600	TBD	TBD
			2014		600	TBD	TBD
			MULTI-YEAR GOAL				3,400
DH1.2	Maintain decent housing and prevent homelessness by paying heating bills	CDBG	2010	people	N/A	N/A	N/A
			2011		N/A	N/A	N/A
			2012		N/A	N/A	N/A
			2013		N/A	N/A	N/A
			2014		N/A	N/A	N/A
			MULTI-YEAR GOAL				N/A
DH1.3	Provide assistance for emergency repairs and to correct hazardous conditions	CDBG	2010	units	800	787	98%
			2011		890	187	21%
			2012		650	TBD	TBD
			2013		650	TBD	TBD
			2014		800	TBD	TBD
			MULTI-YEAR GOAL				3,790

DESCRIPTION OF 2014 ACTIVITIES

DESCRIPTION OF ACTIVITIES 91.220(D) AND (E)

Provide a summary of the eligible programs or activities that will take place during the program year to address the priority needs and specific objectives identified in the strategic plan. Describe the outcome measures for activities in accordance with Federal Register Notice Dated March 7, 2006, i.e., general objective category (decent housing, suitable living environment, economic opportunity) and general outcome category (availability/accessibility, affordability, sustainability).

Activities Administered by the Department of Family and Support Services (DFSS)

DFSS is dedicated to supporting a continuum of coordinated services to enhance the lives of Chicago residents, particularly those in need, from birth through the senior years. The department works to promote the independence and well-being of individuals, support families and strengthen neighborhoods by providing direct assistance and administering resources to a network of community-based organizations, social service providers and institutions. DFSS uses CDBG funds to support programs in five areas: Services for Survivors of Domestic Violence, Human Services for Residents in Crisis, Homeless Services, Senior Services and Workforce Development Services. A total of 7,282 people will be served by these programs.

Services for Survivors of Domestic Violence*Family Violence Prevention Initiative*

The Family Violence Prevention Initiative funds community-based agencies to provide assistance and advocacy to those who have been victims of domestic violence (physical, sexual, or emotional abuse), including teens who have been victimized in an intimate relationship. Programs provide services while empowering their clients, strengthening problem-solving capabilities, and building self-sufficiency of victims. CDBG funds are used to support four program models that serve survivors of domestic violence: Counseling and Case Management, Legal Advocacy and Case Management, Legal Services and Supervised Visitation and Safe Exchange Centers.

Counseling and Case Management provides individual needs assessment, safety planning, service referrals, and ongoing counseling (either individual or group) and case management for clients who have experience domestic violence. Among the program's objectives: 1) 100% of newly enrolled clients will receive a needs assessment session, including safety planning and explanation of the Illinois Domestic Violence Act; 2) 75% of newly enrolled clients will develop a service plan; and 3) 60% of those clients developing a service plan will complete their service plan

Legal Advocacy and Case Management provides individual needs assessment, safety planning, service referrals, and ongoing case management, which includes legal advocacy and support, for clients who have experience domestic violence. Among the program's objectives: 1) 100% of newly enrolled clients will receive a needs assessment session, including safety planning and explanation of the Illinois Domestic Violence Act; 2) 75% of newly enrolled clients will develop a service plan; 3) 60% of those clients developing a service plan will complete their service plan; and 4) 33% of petitions for Order of Protection filed by clients with the assistance of the delegate will be granted by the courts.

Legal Services includes crisis services and assessment, with possible referrals, as well as assisting clients in obtaining an Order of Protection and ongoing legal representation of clients in family law matters or other legal cases such as VAWA petitions, stalking no contact orders, etc. Among the program's objectives: 1) 100% of newly enrolled clients will receive a needs assessment session including safety planning and explanation of the Illinois Domestic Violence Act; 2) 100% of newly enrolled clients will be informed of their legal options; and 3) 45% of petitions for Order of Protection filed by clients with the assistance of the delegate will be granted by the courts.

Finally, the Supervised Visitation and Safe Exchange Centers execute the safe exchange of children from custodial to non-custodial parent, by developing, executing and enforcing visitation plans in compliance with court orders that ensure child and parent safety. Among the program's objectives: 1) 80% of custodial parents will cooperate with visitation plan; and 2) 80% of non-custodial parents will cooperate with visitation plan.

Senior Services

The department's Senior Services division administers a variety of programs designed to address the diverse needs and interests of older Chicagoans whether they are healthy and active or frail and homebound.

Home Delivered Meals for Seniors

The Home Delivered Meals Program provides nutritious meals to frail, homebound elderly persons, 60 years of age or older who have no support system in place to assist them in shopping for or preparing meals. The program provides two meals a day for three, five or seven days a week. Meals are designed by nutritionists and meet clients individual health needs. They are delivered frozen, cold, or hot depending on the client preference. This program will provide over 1M meals to 2800 clients. Among the program's objectives: 1) 80% of the clients surveyed will indicate that they are pleased with the quality of the meals; and 100% of the clients added to the program as "Immediate Need Meals" clients will receive their meal delivery as requested by DFSS.

Intensive Case Advocacy and Support (ICAS) for At-Risk Seniors

Intensive Case Advocacy and Support (ICAS) for At-Risk Seniors provides in-home assessment, case advocacy and support, ongoing monitoring, translation assistance and direct assistance for at-risk seniors. The ICAS program establishes a relationship with seniors, assisting seniors in understanding issues and problems, educating seniors about alternative services and referrals, assisting seniors in accepting services and referrals, advocating on behalf of seniors for services and referrals, monitoring the establishment of services and referrals. The program also provides ongoing monitoring and direct assistance to seniors through in-home counseling/ psychiatric services, in-home medical care, home repair, friendly visiting, money management, medication monitoring, telephone reassurance, escort service, transportation assistance, translation assistance, and/or benefit advocacy assistance.

This program will provide services to 900 clients who will receive 8325 hours of intensive one-on-one case advocacy through 15 delegate agencies. Among the program's objectives: 1) 60% of the clients served will achieve one or more identified goals; and 2) 70% of the services offered will be accepted and put in place.

Senior Satellite Centers

The Senior Service division partners with non-profit organizations to operate 15 Senior Satellite Centers citywide. The centers serve Chicago seniors and their caregivers who are seeking a variety of social, educational and recreational activities. Each center is tailored to the needs and interests of the local community. All centers offer wellness programs, fitness centers, educational opportunities, computer access including Wi-Fi availability, Golden Diner meals, a wide array of life enrichment activities, and resources for caregivers and more. These facilities double as heating and cooling centers for seniors in extreme weather. Seniors and their families can also receive information about in-home services that allow more than 33,000 seniors to live independently in their homes and communities. Approximately 6,860 seniors will be served by the centers.

Workforce Development

DFSS helps Chicago residents access job readiness services, career counseling, vocational skills training, job placement assistance and other workforce services. The goal of these services is twofold: to improve the employment outcomes of Chicagoans, and to meet the skill and workforce needs of Chicago's employers.

Employment Preparation and Placement Program

The Employment Preparation and Placement Program provides employment preparation and placement services tailored to the needs of multiple-barrier populations including ex-offenders, homeless persons or those at-risk of being homeless, residents with limited english proficiency, and/or low income/low-skilled individuals. Services include, but are not limited to, 1) Intake/ Orientation such as outreach, eligibility determination, orientation, initial assessment, referral linkages and labor market information; 2) Comprehensive Assessment and Case Planning such as academic testing, career interest and aptitude testing, individualized employment planning, career counseling and providing referrals for additional services; 3) Job Readiness Training such as access to the Internet for employment services, interview training and resume writing, job clubs, life skills workshops including financial literacy, English-as-a-second-language (ESL) classes and literacy instruction. Each successful participant is expected to have a completed resume on file; and 4) Placement, Retention and Follow-up Services such as job placement, job

coaching, career counseling, enrollment into advanced training or career advancement services and other supportive services as needed.

Among the program's objectives: (1) 100% of enrolled clients will complete Job Readiness Training; (2) 75% of enrolled clients will be placed into employment; (3) 60% of placed clients will maintain employment for 30 days; (4) 50% of placed clients will maintain employment for 60 days; and (5) 40% of placed clients will maintain employment for 90 days.

Industry Specific Training and Placement Program

The Industry Specific Program provides individuals with employment preparation, industry-specific training, and employment placement. This approach focuses on specific industries that offer employment opportunities at various skill levels, and clear pathways to progressively higher skill and wage levels within the industry. Services include, but are not limited to: 1) Intake such as outreach, eligibility determination, orientation, initial assessment, and labor market information; 2) Comprehensive Assessment and Case Planning such as academic testing, career interest and aptitude testing, individualized employment planning, career counseling and referrals linkages; 3) Customized Training such as industry/occupational specific skills training through a customized curriculum designed with an identified employer or group of employers. This may also include a paid work experience or internships with an employer; 4) Placement Services such as implementation of a plan to address specific industry/occupation workforce needs, placing participants in jobs with employers, and identification of other resources that would benefit businesses such as assistance in applying for tax credits; and 5) Retention and Follow-up Services such as ongoing case management, follow-up activities to ensure retention and career advancement (i.e. participant development workshops, job coaching), and provisions for supportive services such as child care, transportation, substance use counseling, and other services as needed.

Among the program's objectives: (1) 90% of enrolled clients will complete the Industry Specific Training Program; (2) 75% of enrolled clients will be placed into employment; (3) 60% of placed clients will maintain employment for 30 days; (4) 50% of placed clients will maintain employment for 60 days; and (5) 40% of placed clients will maintain employment for 90 days.

Community Re-Entry Support Centers

The Re-entry Support Centers foster the successful re-entry of offenders into communities by providing the tools needed to help individuals avoid engagement in criminal activities and succeed in life. Services will include, but are not limited to, housing including emergency housing, assistance with employment and strategies for presenting a criminal record to future employers, substance use and mental health counseling, information on sealing or expungement of criminal records, family reunification & child support assistance, mentoring including support groups, and education and training.

Transitional Jobs Program

Transitional Jobs (TJ) programs provide time-limited, subsidized employment opportunities coupled with intensive wraparound services and skills development to eligible job seekers who lack a competitive work history and/or knowledge of the workplace necessary to obtain employment.

Services are tailored to the needs of multiple-barrier populations including:

- a. persons with prior felony backgrounds;
- b. persons who are homeless or at risk of homelessness;
- c. persons with limited English proficiency; and
- d. persons who are low income and have limited work skills.

The subsidized component of the Transitional Jobs (TJ) Program combines real work experience, skill development and support services to help participants overcome substantial barriers to employment. Paid literacy training in addition to or in lieu of work experience is also offered. Research has shown that intensive TJ programs coupled with intensive case management, literacy services and support services are more successful than traditional employment and training models.

Approximately 12,914 people will be served by DFSS' workforce development programs.

Activities Administered by the Mayor's Office of People with Disabilities (MOPD)

MOPD relies on CDBG funds to support its goal of making Chicago the most accessible, inclusive and livable city for people with disabilities in the nation. MOPD programs help ensure that people with disabilities receive opportunities to achieve their maximum level of independence. CDBG targeted programs are listed below:

Independent Living Program

MOPD's Independent Living Program (ILP) provides support to people with disabilities so that they can become as independent as possible. The program is administered by the department's Disability Resource division. ILP service components include: information assistance, referral, advocacy, practical assistance, short-term counseling, case management, assistive technology personal assistance/homemaker and daily living skills training. Approximately 250 people will be served.

Disability Resources

The primary objectives are to assist people with disabilities make more effective use of resources available. The Disability Resources division provides advocacy services, practical assistance services, information assistance and independent living orientation sessions. MOPD annually serves approximately 24,000 people with disability resources.

Independent Living for Disabled Persons

The Personal Assistance/Homemaker Program is administered by delegate agencies. The service allows qualified individuals with disabilities who live in the City of Chicago and are under the age of 60 to receive in-home services. Daily Living Skills Training provides in-home individualized step-by-step training on performing housekeeping, meal preparation and personal care tasks.

Case management is provided to help clients deal with matters such as housing, finances, benefits, etc. In an effort to help clients reach their goal of independence, case management staff coordinates and monitors service providers to meet the needs of clients.

Housing & Home Mod

Ninety percent of people with disabilities who contact the MOPD for housing assistance have incomes at or below 30% of the area median income level. Approximately 30% of the individuals who contact MOPD require accessible and affordable housing. Part of the solution is more funding for programs that provide subsidies and make rent affordable for low income people with disabilities. Another part of the solution is to implement programs which increase employment options for people with disabilities.

The Home Mod program enhances the independence of people with disabilities by modifying their dwelling units to make them accessible. Modifications can include lifts, ramps, bathrooms or kitchens and the subsequent work associated with making them code compliant. Modifications to apartment units and single family homes through the Home Mod program increases Chicago's accessible housing stock which helps lessen the institutionalization of people with disabilities.

In 2014, Home Mod will modify 62 dwelling units for accessibility; of those, 31 will require lead remediation. It is anticipated the program will field approximately 2,000 calls requesting information and referrals, as well as home modifications and application requests. The total number of Home Mod jobs completed is affected year to year by the cost of lead remediation (a federal mandate), the cost of building materials and any reductions or increases to the overall budget. These cost fluctuations can affect the total jobs completed by one to six on average annually.

Accessible Housing Services

To address the needs of people with disabilities, the City offers mortgage assistance in the form of a second mortgage to qualified buyers. The program offers up to \$35,000 per unit as a purchase price subsidy. Each borrower in the program completes a homebuyer counseling course and has a service plan with a community-based social service provider. Households below 50% of median income are targeted and those earning up to 80% of median income are eligible to participate. MOPD's Accessible Housing Services Unit will provide advocacy, information and referral services in regards to housing for people with disabilities. In 2014, it is anticipated 3,000 people will receive housing assistance. Approximately 1,500/2,300 referrals for accessible/affordable housing will be provided.

Activities Administered by the Chicago Department of Public Health (DPH)

DPH's mission is to make Chicago a safer and healthier place by working with community partners to promote health, prevent disease, reduce environmental hazards and ensure access to health care for all Chicagoans. The overall goal is to deliver services that help community residents meet identified health care needs. The following programs are supported by CDBG funds:

Primary Health Care for the Homeless

As a consequence of poor nutrition, exposure to violence and the elements, increased contact with communicable diseases, and the constant stress of residential instability, homeless people suffer from ill health at much higher rates than those who are adequately housed. Recovery from illness is also affected by homelessness as it is extremely difficult for individuals with chronic diseases such as diabetes, hypertension and mental illness to manage these conditions. Furthermore, since the majority of homeless individuals do not have health insurance, access to appropriate health care is limited.

To address some of the barriers to health care the homeless experience, DPH provides funding for agencies operating community-based programs that offer primary health care, preventive health services and education, recruitment (street outreach-case finding), medical case management and follow-up, counseling services and follow-up, and advocacy supports for individuals and families impacted by homelessness. Approximately 400 people will be served in 2014.

High Risk Primary Health Care – HIV Prevention

HIV Prevention funds are made available to align with the HIV prevention efforts set by the Chicago Area HIV Integrated Service Council's (CAHISC) and with those of the National HIV/AIDS Strategy (NHAS). NHAS' goals are to reduce new infections, increase access to care, improve health outcomes for people living with HIV, and promote health equity. These common goals will be achieved by increasing HIV testing, referring and linking HIV positive persons to medical care and other essential services, and increasing program monitoring and accountability.

HIV Prevention funds are available to community-based organizations providing HIV prevention services targeting high-risk youth and/or homeless populations in the City of Chicago. In 2014, approximately 15,000 people will be assisted.

High Risk Primary Health Care – HIV Housing

The HIV/AIDS Housing program funds community-based organizations to provide residential housing and housing information services for people living with HIV/AIDS that are homeless or in imminent danger of becoming homeless. Residential housing facilities include scattered sites, congregate living, or transitional housing. Services include affordable housing and supportive services. The program goals are to assist households in maintaining a stable, safe, decent, and sanitary living environment; reducing the imminent risk of homelessness; and improving access to HIV/AIDS treatment and other health care related services. In 2014, approximately 42 people will be served.

Mental Health Clinics

DPH operates six mental health clinics located in low- and moderate-income communities throughout the city that provide a safety net for mental health services in Chicago. It is estimated that up to 4,000 adults with severe mental illness will be served on an outpatient basis. Services will include crisis intervention, therapy and counseling, community support, case management and psychosocial rehabilitation.

Community Engaged Care - Mammography Program

DPH operates four sites that perform mammography (West Town, Englewood, Uptown, and Roseland) that provide mammograms to un- or under-insured women. The mammography services provided at the clinics including free early detection clinical exams and the coordination with participating hospitals for follow up will continue in 2014. Breast health screenings are offered citywide, with the clinic locations especially targeting low income and minority neighborhoods where early breast care detection rates are low. Approximately 85% of women receiving services are uninsured and 15% have Medicaid or Medicare. In 2014, with the implementation of the Affordable Care Act, the majority of clients will have Medicaid or Medicare coverage, and it is estimated that 3,600 mammograms will be provided.

Lead Poisoning Prevention Program

The program provides a continuum of services for evaluating and addressing lead hazards. These services include: home inspection and enforcement of lead hazard violations through mitigation or court action, public health nursing to evaluate a child's medical needs and to educate parents on reducing risk and providing proper nutrition, screening and surveillance, and public information and education. DPH annually serves approximately 5,000 people through this initiative.

Family Violence Prevention Initiative

DPH provides support to a number of community-based programs that address the prevention of family violence, childhood exposure to family violence, and child abuse through public education, parenting skills and family support services for adults and their families. There is school-based prevention programming for middle school aged children at high risk for substance abuse and violence. The initiative supports two programs areas, Parenting Skills and Substance Abuse Prevention.

Parenting Skill services offer:

- Assessments and identification of participants' social support needs and linkages to a wide range of preventive and social support services
- Regular group meetings that provide support and feedback to participants
- Child care during meetings
- Parent/child interaction observation
- Case management services.
- Domestic violence screenings
- Counseling to address the effects of children witnessing violence for those are screened as having had this experience
- Family-oriented prevention programming

Substance Abuse Prevention services offer:

- Science-based substance abuse/family violence prevention programming.
- Age-appropriate substance abuse education.
- Multi-focused primary prevention strategies that include input from participants.
- Participation in community coalition and other collaborations organized to prevent substance abuse and family violence.
- Opportunities for youth to participate in activities that promote resilience.

In 2014, this initiative will serve approximately 1,265 people.

Activities Administered by the Department of Planning and Development (DPD)

DPD works to further the City's goals for a stronger Chicago by developing, revitalizing and stabilizing neighborhoods. CDBG funds are primarily used to develop, sustain and preserve affordable housing units and to expand homeownership opportunities for persons of low- and moderate-income. CDBG helps to fund the following program areas:

Affordable Housing Development

Developer Services: Funds assist both non-profit and for-profit developers in rehabilitating and developing affordable rental housing. Approximately 66 affordable housing units will be rehabilitated or developed in 2014.

Construction Monitoring and Compliance: DPD construction compliance staff monitor HUD-funded projects during and after construction to ensure compliance with all applicable federal requirements.

Preservation of Affordable Housing

Troubled Building Initiative (Multi-family): DPD identifies problem buildings and designates receivers to manage deteriorating and troubled properties. The receiver manages properties on an interim basis, assesses the scope of work needed to preserve buildings, and makes loans to new owners to finance acquisition and rehabilitation. Approximately 700 affordable housing units will be assisted in 2014.

Troubled Building Initiative (Single-family): DPD works with a community-based service provider, developers and receivers to rehab vacant 1-to 4-unit properties for sale to eligible owner-occupants. Approximately 110 affordable housing units will be assisted in 2014.

Heat Receiver Program: When buildings do not have functional heat and hot water, the City initiates a process to appoint a receiver to make any necessary repairs and restore heat and hot water to tenants. Approximately 600 affordable housing units will be assisted in 2014.

Emergency Heating Repair Program (EHRP): This program provides forgivable loans to low-income owner-occupants of 1- to 4-unit residential buildings to repair or replace residential heating systems that are either inoperable or the unit has a life expectancy of less than a year. Approximately 100 housing units will receive emergency heating repair assistance in 2014.

Roof and Porch Repair Program (RPRP): This program provides forgivable loans to low-income owner-occupants of 1- to 4-unit residential buildings to repair or replace a roof or porch system that is either hazardous and/or life threatening. Approximately 400 housing units will receive roof and porch repair services in 2014.

Small Accessible Repairs for Seniors (SARFS): This program provides enabling devices and certain types of non-emergency home improvements for residences occupied by low-income senior citizens. Approximately 584 housing units will be assisted in 2014.

Homeownership Services

Housing Technical Assistance and Support: Funds support counseling services provided by delegate agencies in low- and moderate-income communities for prospective homebuyers and current homeowners at risk of foreclosure. This initiative annually serves approximately 18,000 people.

Neighborhood Lending Program (NLP): This program provides loans and grants for eligible households to purchase homes and for current homeowners to improve or preserve their homes. Approximately 320 households will be served in 2014.

Activities administered by the Chicago Council of Human Relations (CCHR)

CCHR helps prevent discrimination in Chicago through education and intervention programs that discourage bigotry and foster unity among the city's diverse population. It also investigates and adjudicates complaints of discrimination in employment, housing, public accommodations, credit transactions and bonding and assesses fines and damages to those found liable. Additionally, it enforces the Chicago Fair Housing Ordinance and the Housing Plan which is discussed in more detail in the Barriers to Affordable Housing section on page 48.

In addition, the Inter-Group Relations (IGR) division of CCHR reacts to incidents of violence and proactively provides educational workshops to reduce discrimination and hate while promoting inter-group understanding. IGR staff members work to identify key stakeholders and leaders in these communities to discuss concerns and develop community-based solutions. This unit is regularly called upon in times of crisis to intercede in communities where violence may have occurred or has the potential to occur. IGR annually mediates approximately 40 hate crime incidents.

Activities administered by the Departments of Buildings (DOB) and Law

The Departments of Buildings and Law enforce the Chicago Building Code to protect the health, safety and welfare of Chicago's residents and visitors. CDBG funds are used to provide the following services:

Code Enforcement

DOB inspects existing buildings (occupied, or vacant but secure) and responds to resident complaints regarding building code

violations and notifies owners about repairs that must be made to bring the building into compliance with code. DOB works with the Department of Law to obtain court orders to demolish vacant buildings. CDBG funds are used for targeted code enforcement to arrest the decline of buildings in low- and moderate-income areas experiencing blight. Approximately 20,000 housing units will be inspected in 2014.

Troubled Buildings (TB)

To reduce crime and prevent abandonment of buildings in disrepair, the TB program identifies properties that have criminal activity, are vacant or unsecured, or have hazardous building violations. DOB works with the Chicago Police Department, DPD and the Department of Law to develop a comprehensive approach to improving the safety of residents and preserving housing stock. DPD works with community partners and the Department of Law to stabilize single-family properties and gain control of troubled properties and return to viable use. Approximately 2,000 housing units will be served in 2014.

General Administration Activities

The large number of initiatives and programs the City maintains require planning and administrative costs. The Office of Budget and Management prepares the annual entitlement budgets, evaluates program achievements against stated objectives, monitors program activities for progress and compliance with program requirements and coordinates the resolution of monitoring findings. The Department of Finance coordinates all required auditing and financial reporting.

2014 BUDGET ACTION PLAN

STRATEGIC PLAN

Program Name	Action Plan Title	Dept.	Priority Need Category	Specific Obj. #	Description	Objective Categ.	Outcome Categ.	Location	HUD Matrix Code	CDBG	ESG	HOME	HOPWA	TOTAL CPD Formula	Prior Formula	Other	TOTAL	CDBG Citation 24 CFR	CDBG Natl. Obj.	Type of Recipient	Performance Indicator	Annual Outcomes	Outcomes Upon Completion	Start Date	Completion Date	Primary Purpose
SECTION 108 REPAYMENT																										
Section 108 Debt Service	Section 108 Debt Service	OBM	Other	4.1	Planning and administration	NA	NA	Low/Mod Census Tracts	19F	\$2,306,631	\$0	\$0	\$0	\$2,306,631	\$0	\$0	\$2,306,631	570.205 / 206	NA	Local jurisdiction (City)	NA	NA	NA	1/1/14	12/31/14	Planning & Administration
Section 108 Repayment Subtotal										\$2,306,631				\$2,306,631			\$2,306,631									
CODE ENFORCEMENT																										
Code Enforcement	Code Enforcement	DOB	Other	SL3.1	Targeted code enforcement in Low/ Mod areas to complement other efforts to arrest decline.	Suitable Lvg Environ	Sustainability	Low/Mod Census Tracts	15	\$2,735,995	\$0	\$0	\$0	\$2,735,995	\$0	\$0	\$2,735,995	570.208(a)(1)	LMA	Local jurisdiction (City)	units	20,000	20,000	1/1/14	12/31/14	Preserve affordable housing through code enforcement
Troubled Buildings	Troubled Buildings	DOB	Other	SL1.1	Inspect vacant and abandoned buildings to identify the amount of depreciation to correct building code violations when possible and pursue demolition authority thru Circuit Court for those buildings that are severely dilapidated and an imminent hazard to the community.	Suitable Lvg Environ	Availability/ Accessibility	Low/Mod Census Tracts	15	\$3,810,070	\$0	\$0	\$0	\$3,810,070	\$0	\$0	\$3,810,070	570.202(a-b) & 570.201(d)	SBS	Local jurisdiction (City)	units	1,200	1,200	1/1/14	12/31/14	Preserve affordable housing; clearance
Code Enforcement	Code Enforcement	Law	Other	SL1.1	Supports Code Enforcement & Troubled Bldgs, DOB	Suitable Lvg Environ	Availability/ Accessibility	Low/Mod Census Tracts	15	\$1,799,052	\$0	\$0	\$0	\$1,799,052	\$0	\$0	\$1,799,052	570.208(a)(1)	SBS	Local jurisdiction (City)	NA	NA	NA	1/1/14	12/31/14	Preserve affordable housing
Code Enforcement Subtotal										\$8,345,117				\$8,345,117			\$8,345,117									
COMMUNITY DEVELOPMENT																										
Multi-Family Loan Program	Developer Services	DPD	Decent Hsg	DH2.1	Allocate funds to developers to increase the number of affordable rental housing units in their projects.	Decent Hsg	Affordability	Low/Mod Census Tracts	14B	\$2,192,653	\$0	\$0	\$0	\$2,192,653	\$0	\$0	\$2,192,653	570.201(m)	LMH	Local jurisdiction (City) & not-for-profits	units	66	66	1/1/14	12/31/14	Provide affordable housing
Heat Receivership Program	Housing Preservation	DPD	Decent Hsg	DH1.2	Emergency payment for repair of heating units, thru court receiver, to avoid foreclosure or eviction.	Decent Hsg	Availability/ Accessibility	Low/Mod Census Tracts	14A	\$900,000	\$0	\$0	\$0	\$900,000	\$0	\$0	\$900,000	570.202(b)	LMH	Local jurisdiction (City)	units	600	600	1/1/14	12/31/14	Prevent homelessness
Troubled Buildings Initiative/Multi-Family	Housing Preservation	DPD	Decent Hsg	SL1.2	Operation and/or repair of abandoned multi-family properties by court-ordered receiver.	Suitable Lvg Environ	Availability/ Accessibility	Low/Mod Census Tracts	14B	\$2,640,000	\$0	\$0	\$0	\$2,640,000	\$0	\$0	\$2,640,000	570.202(a-b)	SBS	Local jurisdiction (City)	units	700	700	1/1/14	12/31/14	Preserve affordable housing
Troubled Buildings Initiative/Single-Family	Housing Preservation	DPD	Decent Hsg	SL1.3	Preservation of abandoned properties by designating receivers to take over troubled properties; provide financing to help new owners w. acquisition & rehab.	Suitable Lvg Environ	Availability/ Accessibility	Low/Mod Census Tracts	14A	\$1,940,000	\$0	\$0	\$0	\$1,940,000	\$0	\$0	\$1,940,000	570.202(a-b)	LMH	Local jurisdiction (City)	units	110	110	1/1/14	12/31/14	Preserve affordable housing
Troubled Buildings Initiative/Condominium	Housing Preservation	DPD	Decent Hsg	SL1.16	Preservation of vacant and troubled Condominium properties in low/mod income areas through acquisition for conversion to affordable rental housing.	Suitable Lvg Environ	Availability/ Accessibility	Low/Mod Census Tracts	14A	\$1,025,000	\$0	\$0	\$0	\$1,025,000	\$0	\$0	\$1,025,000	570.202(a-b)	LMH	Local jurisdiction (City)	units	150	150	1/1/14	12/31/14	Preserve affordable housing
Home Improvement Assistance	Housing Preservation (Micro Market Recovery Program)	DPD	Decent Hsg	DH1.9	Financial assistance to income eligible home owner occupants to purchase or purchase and rehab vacant homes and home improvement grants.	Decent Hsg	Availability/ Accessibility	Low/Mod Census Tracts	14A	\$600,000	\$0	\$0	\$0	\$600,000	\$0	\$0	\$600,000	570.202(a-b)	LMH	Local jurisdiction (City)	units	40	40	1/1/14	12/31/14	Preserve affordable housing
Home Purchase Assistance	Housing Preservation (Micro Market Recovery Program)	DPD	Decent Hsg	DH1.9	Home purchase assistance to income eligible occupant buyers of vacant, rehabbed homes..	Decent Hsg	Affordability	Low/Mod Census Tracts	13	\$600,000	\$0	\$0	\$0	\$600,000	\$0	\$0	\$600,000	570.201(n)	LMH	Local jurisdiction (City)	households	20	20	1/1/14	12/31/14	Expand affordable housing
Targeted Rehab of Single-Family and Multi-Family Homes	Housing Preservation (Micro Market Recovery Program)	DPD	Decent Hsg	DH1.9	Rehabilitation of vacant, foreclosed and/or abandoned multi-unit and single-family properties.	Decent Hsg	Availability/ Accessibility	Low/Mod Census Tracts	14G	\$1,500,000	\$0	\$0	\$0	\$1,500,000	\$0	\$0	\$1,500,000	570.201(n)	LMH	Local jurisdiction (City)	households	15	15	1/1/14	12/31/14	Expand affordable housing
Emergency Heating Repair Program (EHRP)	Emergency Heating Repair Program (EHRP)	DPD	Decent Hsg	DH1.3	Forgivable loans to low-income owner-occupants of 1-4 unit properties for emergency heating repairs. .	Decent Hsg	Availability/ Accessibility	Low/Mod Census Tracts	14H	\$636,000	\$0	\$0	\$0	\$636,000	\$0	\$0	\$636,000	570.205/206	LMH	Local jurisdiction (City)	units	100	100	1/1/14	12/31/14	Preserve affordable housing
Emergency Roof and Porch Repair	Emergency Roof and Porch Repair	DPD	Decent Hsg	DH2.1	Forgivable loans to low-income owner-occupants of 1-4 unit properties for hazardous roof and porch repairs.	Decent Hsg	Availability/ Accessibility	Low/Mod Census Tracts	14A	\$6,738,637	\$0	\$0	\$0	\$6,738,637	\$0	\$0	\$6,738,637	570.202(b)	LMH	Local jurisdiction (City)	units	400	400	1/1/14	12/31/14	Preserve affordable housing
Small Accessible Repairs for Seniors	Small Accessible Repairs for Seniors	DPD	Decent Hsg	DH1.4	Minor rehab and install enabling devices such as grab bars, ramps, etc. in housing for income-eligible seniors.	Decent Hsg	Availability/ Accessibility	Low/Mod Census Tracts	14A	\$2,324,645	\$0	\$0	\$0	\$2,324,645	\$0	\$0	\$2,324,645	570.202	LMH	Local jurisdiction (City) & not-for-profits	units	584	584	1/1/14	12/31/14	Help low/mod seniors
Construction, Monitoring and Compliance	Construction, Monitoring and Compliance	DPD	Decent Hsg	SL3.3	Support monitoring of construction for federal compliance.	Decent Hsg	Availability/ Accessibility	Low/Mod Census Tracts	14H	\$1,431,081	\$0	\$0	\$0	\$1,431,081	\$0	\$0	\$1,431,081	570.205/206	LMH	Local jurisdiction (City)	units	NA	NA	1/1/14	12/31/14	Provide affordable housing
Home Rehab/Purchase and Preservation	Neighborhood Lending Program	DPD	Decent Hsg	DH1.5	Financial assistance to income eligible buyers with home purchases, rehab and preservation.	Decent Hsg	Availability/ Accessibility	Low/Mod Census Tracts	14G	\$3,646,448	\$0	\$0	\$0	\$3,646,448	\$0	\$0	\$3,646,448	570.201(n) & 570.202(b)	LMH	Local jurisdiction (City)	units	320	320	1/1/14	12/31/14	Expand and preserve affordable housing
Home Mod	Home Mod	MOPD	Non-homeless Spec'l Needs	DH1.6	Funds will be used for accessibility modifications to housing for non-seniors with disabilities.	Decent Hsg	Availability/ Accessibility	Low/Mod Census Tracts	14B	\$967,873	\$0	\$0	\$0	\$967,873	\$0	\$0	\$967,873	570.202(b)(ii)	LMH	Local jurisdiction (City) & not-for-profits	units	62	62	1/1/14	12/31/14	Help persons w. disabilities
Community Development Subtotal										\$27,142,337				\$27,142,337			\$27,142,337									
Community Enhancements	Community Enhancements	DSS	Suitable Lvg Environ	SL1.15	Beautifully communities experiencing high foreclosure rates and abandoned properties through tree planting and other street enhancements	Suitable Lvg Environ	Sustainability	Low/Mod Census Tracts	03N	\$6,000,000	\$0	\$0	\$0	\$6,000,000	\$0	\$0	\$6,000,000	570.201©	LMA	Local jurisdiction (City)	people	TBD	TBD	1/1/14	12/31/14	Provide a safe and suitable living environment
Public Facilities and Infrastructure Improvements Subtotal										\$6,000,000				\$6,000,000			\$6,000,000									

2014 BUDGET ACTION PLAN

STRATEGIC PLAN

Program Name	Action Plan Title	Dept.	Priority Need Category	Specific Obj. #	Description	Objective Categ.	Outcome Categ.	Location	HUD Matrix Code	CDBG	ESG	HOME	HOPWA	TOTAL CDBG Formula	Prior Formula	Other	TOTAL	CDBG Citation 24 CFR	CDBG Natl. Obj.	Type of Recipient	Performance Indicator	Annual Outcomes	Outcomes Upon Completion	Start Date	Completion Date	Primary Purpose	
PUBLIC SERVICES																											
Community Policing	Community Policing	CPD	Public Services	SL1.14	Provide crime prevention education to promote crime awareness in targeted areas experiencing high crime rates.	Suitable Lvg Environ	Sustainability	Low/Mod Census Tracts	05I	\$2,265,108	\$0	\$0	\$0	\$2,265,108	\$0	\$0	\$2,265,108	570.201(e)	LMA	Local jurisdiction (City)	people	TBD	TBD	1/1/14	12/31/14	Provide a safe and suitable living environment	
Housing Counseling	Housing Services Technical Assistance	DPD	Public Services	DH1.7	Assistance to homeowners and tenants.	Decent Hsg	Availability/Accessibility	Low/Mod Census Tracts	5	\$1,031,323	\$0	\$0	\$0	\$1,031,323	\$0	\$0	\$1,031,323	570.201(e)	LMA	Local jurisdiction (City) & not-for-profits	people	18,000	18,000	1/1/14	12/31/14	Expand and preserve affordable housing	
Children and Families at Risk for Abuse and Neglect	Family Violence Prevention Initiative	DPH	Public Services	SL3.4	Prevent family violence through school-based violence and substance abuse prevention programming for youth and parenting education programming for adults.	Suitable Lvg Environ	Sustainability	Low/Mod Census Tracts	05N	\$276,373	\$0	\$0	\$0	\$276,373	\$0	\$0	\$276,373	570.201(e)	LMC	Local jurisdiction (City) & not-for-profits	people	1,265	1,265	1/1/14	12/31/14	Reduce the risk of violence	
Health Services	Community Engaged Care	DPH	Public Services	SL3.5	Health services for LMI income persons.	Suitable Lvg Environ	Sustainability	Low/Mod Census Tracts	05M	\$980,595	\$0	\$0	\$0	\$980,595	\$0	\$0	\$980,595	570.201(e)	LMC	Local jurisdiction (City)	people	3,200	3,200	1/1/14	12/31/14	Provide comprehensive health services and information	
Mental Health Services	Mental Health Clinics	DPH	Public Services	SL1.4	Provide mental health services to adults with severe mental illness.	Suitable Lvg Environ	Availability/Accessibility	Low/Mod Census Tracts	05O	\$5,532,315	\$0	\$0	\$0	\$5,532,315	\$0	\$0	\$5,532,315	570.201(e)	LMC	Local jurisdiction (City)	people	4,000	4,000	1/1/14	12/31/14	Provide comprehensive mental health services	
High Risk Prevention	HIV/AIDS Prevention Program-High Risk Primary Health Care	DPH	Non-homeless Special Needs	SL1.5	Provide prevention services for homeless and other high-risk populations including youth, elderly, Blacks and pregnant women.	Suitable Lvg Environ	Availability/Accessibility	Low/Mod Census Tracts	05M	\$405,000	\$0	\$0	\$0	\$405,000	\$0	\$0	\$405,000	570.201(e)	LMC	Local jurisdiction (City) & not-for-profits	people	60,000	60,000	1/1/14	12/31/14	Provide primary health care to high risk populations	
High Risk Housing	HIV/AIDS Housing Program-High Risk Primary Health Care	DPH	Non-homeless Special Needs	SL1.5	Provide residential housing and housing information services for people living with HIV/AIDS in danger of becoming homeless.	Suitable Lvg Environ	Availability/Accessibility	Low/Mod Census Tracts	05M	\$315,296	\$0	\$0	\$0	\$315,296	\$0	\$0	\$315,296	570.201(e)	LMC	Local jurisdiction (City) & not-for-profits	people	42	42	1/1/14	12/31/14	Provide housing for high risk populations	
Health Services/Homeless	Primary Health Care Homeless	DPH	Public Services	SL1.6	Agencies provide primary healthcare, education, social services and advocacy to homeless persons/families.	Suitable Lvg Environ	Availability/Accessibility	Low/Mod Census Tracts	05M	\$96,858	\$0	\$0	\$0	\$96,858	\$0	\$0	\$96,858	570.201(e)	LMC	Local jurisdiction (City)	people	365	365	1/1/14	12/31/14	Provide primary health care to the homeless	
Lead Poisoning Prevention	Lead Poisoning Prevention	DPH	Public Services	DH3.1	Prevent lead poisoning, through screening, medical case management and treatment, environmental testing and abatement, education and information dissemination.	Decent Hsg	Sustainability	Low/Mod Census Tracts	05P	\$2,765,830	\$0	\$0	\$0	\$2,765,830	\$0	\$0	\$2,765,830	570.202(f)	LMC	Local jurisdiction (City)	people	5,000	5,000	1/1/14	12/31/14	Lead poisoning prevention and treatment	
Battered and Abused Spouses	Human Services Family Violence Prevention Initiative (FVPI)	DFSS	Non-homeless Special Needs	SL1.8	Funds will be used to provide case management, counseling, court advocacy, legal services, supervised child visitation and safe exchange services.	Suitable Lvg Environ	Availability/Accessibility	Low/Mod Census Tracts	05G	\$2,218,995	\$0	\$0	\$0	\$2,218,995	\$0	\$0	\$2,218,995	570.201(e)	LMC	Local jurisdiction (City) & not-for-profits	people	6,725	6,725	1/1/14	12/31/14	Address human needs	
Human Services	Human Services/Emergency Food Assistance for At-Risk Populations	DFSS	Public Services	SL1.9	Funds will be used to support specialized services in community service centers and to increase the availability and accessibility of healthy and fresh food options to help at-risk residents meet their nutritional needs	Suitable Lvg Environ	Availability/Accessibility	Low/Mod Census Tracts	05W	\$1,635,551	\$0	\$0	\$0	\$1,635,551	\$0	\$0	\$1,635,551	570.201(e)	LMC	Local jurisdiction (City) & not-for-profits	people	12,900	12,900	1/1/14	12/31/14	Address human needs	
Human Services	Homeless Outreach and Engagement Programs	DFSS	Public Services	SL1.10	Funds will be used for targeted outreach and engagement including assessment of homeless (especially unsheltered) individuals and youth.	Suitable Lvg Environ	Availability/Accessibility	Low/Mod Census Tracts	5	\$573,960	\$0	\$0	\$0	\$573,960	\$0	\$0	\$573,960	570.201(e)	LMC	Local jurisdiction (City) & not-for-profits	people	1,835	1,835	1/1/14	12/31/14	Address human needs	
Human Services	Homeless Services	DFSS	Public Services	SL1.11	Funds will be used to address the emergency shelter and transitional housing needs of homeless persons.	Suitable Lvg Environ	Availability/Accessibility	Low/Mod Census Tracts	03T	\$8,150,418	\$0	\$0	\$0	\$8,150,418	\$0	\$0	\$8,150,418	570.201(e)	LMC	Local jurisdiction (City)	people	4,336	4,336	1/1/14	12/31/14	Address human needs	
Employment Training	Workforce Services	DFSS	Public Services	EO1.3	Funds will be used for Industry Specific Customized Training and Placement (Employment) Services.	Suitable Lvg Environ	Availability/Accessibility	Low/Mod Census Tracts	05H	\$6,090,799	\$0	\$0	\$0	\$6,090,799	\$0	\$0	\$6,090,799	570.201(e)	LMC	Local jurisdiction (City) & not-for-profits	people	1,250	1,250	1/1/14	12/31/14	Provide employment related services	
Senior Services	Home Delivered Meals	DFSS	Non-homeless Special Needs	SL1.12	Funds will be used to provide nutritious meals to frail, homebound elderly persons, who have no support system in place to assist them in shopping or preparing meals.	Suitable Lvg Environ	Availability/Accessibility	Low/Mod Census Tracts	05A	\$3,133,003	\$0	\$0	\$0	\$3,133,003	\$0	\$0	\$3,133,003	570.201(e)	LMC	Local jurisdiction (City) & not-for-profits	people	1,001	1,001	1/1/14	12/31/14	Help seniors	
Senior Services	Intensive Case Advocacy and Support Assistance	DFSS	Non-homeless Special Needs	SL1.12	Funds will be used to provide in home intensive case advocacy and support to identified at-risk, neglected seniors.	Suitable Lvg Environ	Availability/Accessibility	Low/Mod Census Tracts	05A	\$499,500	\$0	\$0	\$0	\$499,500	\$0	\$0	\$499,500	570.201(e)	LMC	Local jurisdiction (City) & not-for-profits	people	1,444	1,444	1/1/14	12/31/14	Help seniors	
Senior Services	Senior Services	DFSS	Non-homeless Special Needs	SL1.12	Funds will be used to support the services offered at Senior Satellite Centers that act as community focal points for information and assessment, and provide senior services in health and fitness, cultural enrichment, education and recreation.	Suitable Lvg Environ	Availability/Accessibility	Low/Mod Census Tracts		\$1,193,635	\$0	\$0	\$0	\$1,193,635	\$0	\$0	\$1,193,635	570.201(e)	LMC	Local jurisdiction (City) & not-for-profits	people	6,850	6,850	1/1/14	12/31/14	Help seniors	
Disability Services	Disability Resources	MOPD	Non-homeless Special Needs	SL1.13	Funds will be used to assist people with disabilities in identifying and obtaining available services.	Suitable Lvg Environ	Availability/Accessibility	Low/Mod Census Tracts	05B	\$706,851	\$0	\$0	\$0	\$706,851	\$0	\$0	\$706,851	570.201(e)	LMC	Local jurisdiction (City)	people	24,000	24,000	1/1/14	12/31/14	Help persons w. disabilities	
Disability Services	Independent Living for Disabled Persons	MOPD	Non-homeless Special Needs	SL1.13	Support services such as case management, independent living skills training, personal assistance/homemaker services, and assistive technology assessments and equipment, for qualified persons with disabilities.	Suitable Lvg Environ	Availability/Accessibility	Low/Mod Census Tracts	05B	\$599,932	\$0	\$0	\$0	\$599,932	\$0	\$0	\$599,932	570.201(e)	LMC	Local jurisdiction (City) & not-for-profits	people	250	250	1/1/14	12/31/14	Help persons w. disabilities	
Fair Housing	Fair Housing	CHR	Public Services	DH1.8	Investigate, mediate and adjudicate fair housing complaints.	Decent Hsg	Availability/Accessibility	Low/Mod Census Tracts	05J	\$697,202	\$0	\$0	\$0	\$697,202	\$0	\$0	\$697,202	570.201(e)	LMA	Local jurisdiction (City)	people	70	70	1/1/14	12/31/14	Ensure all citizens have equal access to housing	
Public Services Subtotal										\$39,168,544				\$39,168,544			\$39,168,544										

2014 BUDGET ACTION PLAN

STRATEGIC PLAN

Program Name	Action Plan Title	Dept.	Priority	Need Category	Specific Obj. #	Description	Objective Categ.	Outcome Categ.	Location	HUD Matrix Code	CDBG	ESG	HOME	HOPWA	TOTAL CDBG Formula	Prior Formula	Other	TOTAL	CDBG Citation 24 CFR	CDBG Natl. Obj.	Type of Recipient	Performance Indicator	Annual Outcomes	Outcomes Upon Completion	Start Date	Completion Date	Primary Purpose					
PLANNING AND ADMINISTRATION																																
Administration and Monitoring	Office of Budget & Management	OBM	P/A		4.1	Overall planning and support, incl grant monitoring, fiscal management, training, compliance, preparation of ConPlan, Action Plan and CAPER for HUD submission.	Ping/ Admin	Ping/ Admin	Low/Mod Census Tracts	21A	\$1,323,600	\$0	\$0	\$0	\$1,323,600	\$0	\$0	\$1,323,600	570.205 / 206	NA	Local jurisdiction (City)	NA	NA	NA	1/1/14	12/31/14	Planning & Administration					
Accounting and Financial Reporting	Department of Finance	DOF	P/A		4.1	Overall grant monitoring, fiscal management and compliance.	Ping/ Admin	Ping/ Admin	Low/Mod Census Tracts	21A	\$1,451,025	\$0	\$0	\$0	\$1,451,025	\$0	\$0	\$1,451,025	570.205 / 206	NA	Local jurisdiction (City)	NA	NA	NA	1/1/14	12/31/14	Planning & Administration					
Planning and Administration	Public Health	DPH	P/A		4.1	Monitoring, contract management, compliance of CDBG health programs.	Ping/ Admin	Ping/ Admin	Low/Mod Census Tracts	21A	\$1,766,370	\$0	\$0	\$0	\$1,766,370	\$0	\$0	\$1,766,370	570.205 / 206	NA	Local jurisdiction (City)	NA	NA	NA	1/1/14	12/31/14	Planning & Administration					
Finance and Administration	Finance and Administration	DPD	P/A		4.1	Overall administration and operational support for CDBG programs in DPD.	Ping/ Admin	Ping/ Admin	Low/Mod Census Tracts	21A	\$5,191,765	\$0	\$0	\$0	\$5,191,765	\$0	\$0	\$5,191,765	570.205 / 206	NA	Local jurisdiction (City)	NA	NA	NA	1/1/14	12/31/14	Planning & Administration					
General Program Administration	Housing Preservation	DPD	Owner Occ Hsg/Rental Hsg		4.1	Support housing preservation in low/mod income areas.	Suitable Lvg Environ	Sustainability	Low/Mod Census Tracts	14H	\$443,471	\$0	\$0	\$0	\$443,471	\$0	\$0	\$443,471	570.205 / 206	NA	Local jurisdiction (City)	NA	NA	NA	1/1/14	12/31/14	Planning & Administration					
Planning and Administration	Department of Family & Support Services	DFSS	P/A		4.1	Grant monitoring, contract management, compliance of CDBG programs in DFSS.	Ping/ Admin	Ping/ Admin	Low/Mod Census Tracts	21A	\$2,384,546	\$0	\$0	\$0	\$2,384,546	\$0	\$0	\$2,384,546	570.205 / 206	NA	Local jurisdiction (City)	NA	NA	NA	1/1/14	12/31/14	Planning & Administration					
Public Information	Human Relations Education, Outreach & Intergroup Relations	CHR	P/A		4.1	Mediate community tensions, assist victims of hate crimes, provide human relations workshops.	Ping/ Admin	Ping/ Admin	Low/Mod Census Tracts	21D	\$362,607	\$0	\$0	\$0	\$362,607	\$0	\$0	\$362,607	570.205 / 206	NA	Local jurisdiction (City)	NA	NA	NA	1/1/14	12/31/14	Planning & Administration					
Administration	Mayor's Office for People with Disabilities	MOPD	P/A		4.1	Grant monitoring, contract management, compliance of CDBG programs in MOPD.	Ping/ Admin	Ping/ Admin	Low/Mod Census Tracts	21A	\$651,392	\$0	\$0	\$0	\$651,392	\$0	\$0	\$651,392	570.205 / 206	NA	Local jurisdiction (City)	NA	NA	NA	1/1/14	12/31/14	Planning & Administration					
Environmental Review	Fleet and Facility Management	FFM	P/A		4.1	Environmental compliance.	Ping/ Admin	Ping/ Admin	Low/Mod Census Tracts	21A	\$134,595	\$0	\$0	\$0	\$134,595	\$0	\$0	\$134,595	570.205 / 206	NA	Local jurisdiction (City)	NA	NA	NA	1/1/14	12/31/14	Planning & Administration					
Planning/Administration Subtotal											\$13,709,371			\$13,709,371		\$13,709,371																
TOTAL CDBG FUNDING											\$96,672,000			\$96,672,000		\$96,672,000																
EMERGENCY SOLUTIONS GRANT																																
Emergency Shelter		DFSS	Homeless		SL1.14	Funds are used for major rehabilitation, conversion or renovation of a building to serve as a homeless shelter, supportive services for the homeless and shelter operations.	Suitable Lvg Environ	Availability/ Accessibility	Low/Mod Census Tracts	03C	\$0	\$3,146,032	\$0	\$0	\$3,146,032	\$0	\$3,146,032	\$6,292,064		NA	Local jurisdiction (City)	people	900	900	1/1/14	12/31/14	Prevent homelessness and Help the homeless					
Homeless Prevention		DFSS	Non-Homeless		SL2.1	Funds used for housing relocation and stabilization services, short-and medium-term rental assistance as necessary to prevent individuals and families becoming homeless.	Suitable Lvg Environ	Affordability	Low/Mod Census Tracts	05Q	\$0	\$853,580	\$0	\$0	\$853,580	\$0	\$853,580	\$1,707,160		NA	Local jurisdiction (City)	people	410	410	1/1/14	12/31/14	Prevent homelessness					
Rapid Re-Housing		DFSS	Homeless		SL1.14	Funds are used for housing relocation and stabilization services, short-and medium-term rental assistance as necessary to help individuals and families living in shelters or in places not meant for human habitation move as quickly as possible into permanent housing and achieve stability in that housing.	Suitable Lvg Environ	Availability/ Accessibility	Low/Mod Census Tracts	03T	\$0	\$850,521	\$0	\$0	\$850,521	\$0	\$850,521	\$1,701,042		NA	Local jurisdiction (City)	people	219	219	1/1/14	12/31/14	Help the homeless					
Direct Administrative Costs		DFSS	P/A		4.1	Overall planning and administration support for ESG programs in DFSS.	Ping/ Admin	Ping/ Admin	Low/Mod Census Tracts	21A	\$0	\$393,254	\$0	\$0	\$393,254	\$0	\$393,254	\$786,508		Title IV- Housing Assistance, Sec. 418	NA	Local jurisdiction (City)	NA	NA	NA	1/1/14	12/31/14	Planning & Administration				
TOTAL ESG FUNDING											\$5,243,387			\$5,243,387		\$5,243,387		\$10,486,774														
HOUSING OPPORTUNITIES FOR PERSONS WITH AIDS																																
Rental Assistance		DPH	Homeless Special Needs HIV/AIDS		DH2.4	Funds various housing needs for HIV/AIDS positive clients.	Decent Hsg	Affordability	Low/Mod Census Tracts	31	\$0	\$0	\$0	\$1,915,114	\$1,915,114	\$0	\$0	\$1,915,114		NA	Local jurisdiction (City)	people	186	186	1/1/14	12/31/14	Help persons HIV/AIDS					
Community Residences Operating Support		DPH	Homeless Special Needs HIV/AIDS		DH2.4	Operating support to organizations serving people with HIV/AIDS.	Decent Hsg	Affordability	Low/Mod Census Tracts	31	\$0	\$0	\$0	\$3,000,000	\$3,000,000	\$0	\$0	\$3,000,000		NA	Local jurisdiction (City)	people	469	469	1/1/14	12/31/14	Help persons w.HIV/AIDS					
Housing Information Services/Advocacy		DPH	Non-Homeless Special Needs HIV/AIDS		SL1.15	Support efforts to ensure adequate supply of accessible, affordable housing to persons with HIV/AIDS; incl. Resource identification, legal services, and entitlement advocacy.	Suitable Lvg Environ	Availability/ Accessibility	Low/Mod Census Tracts	31	\$0	\$0	\$0	\$1,000,000	\$1,000,000	\$0	\$0	\$1,000,000		NA	Local jurisdiction (City)	people	774	774	1/1/14	12/31/14	Help persons w.HIV/AIDS					
Direct Administrative Costs		DPH	P/A		4.1	Overall planning and administration support for HOPWA programs.	Ping/ Admin	Ping/ Admin	Low/Mod Census Tracts	31	\$0	\$0	\$0	\$192,536	\$192,536	\$0	\$0	\$192,536		NA	Local jurisdiction (City)	NA	NA	NA	1/1/14	12/31/14	Planning & Administration					
TOTAL HOPWA FUNDING														\$6,107,650			\$6,107,650		\$6,107,650													
HOME INVESTMENT PARTNERSHIP GRANT																																
Multi-Family Loan Program		DPD	Rental Hsg		DH2.6	Low interest loans for multi-family rehab, new construction, and related site improvements, to increase the stock of affordable rental housing.	Decent Hsg	Affordability	Low/Mod Census Tracts	22	\$0	\$0	\$11,669,700	\$0	\$11,669,700	\$40,569,998	\$0	\$52,239,698		NA	Local jurisdiction (City)	units	493	493	1/1/14	12/31/14	Provide affordable housing					
HOME Program Administration		DPD	P/A		4.1	Overall planning and administration support for HOME programs in DPD.	Ping/ Admin	Ping/ Admin	Low/Mod Census Tracts	22	\$0	\$0	\$1,605,960	\$0	\$1,605,960	\$0	\$0	\$1,605,960		NA	Local jurisdiction (City)	NA	NA	NA	1/1/14	12/31/14	Planning & Administration					
Community Housing Development Organizations Reserve		DPD	Rental Hsg		DH2.8	Assist developers of housing for persons at or below 50% median income.	Decent Hsg	Affordability	Low/Mod Census Tracts	22	\$0	\$0	\$2,408,940	\$0	\$2,408,940	\$0	\$0	\$2,408,940		NA	Local jurisdiction (City)	units	TBD	TBD	1/1/14	12/31/14	Provide affordable housing					
CHDO Operating Assistance		DPD	Owner Occ Hsg		DH2.9	Admin/operating assistance to CHDOs.	Decent Hsg	Affordability	Low/Mod Census Tracts	21I	\$0	\$0	\$376,000	\$0	\$376,000	\$0	\$0	\$376,000		NA	Local jurisdiction (City)	units	7 orgs	7 orgs	1/1/14	12/31/14	Provide affordable housing					
TOTAL HOME FUNDING													\$16,060,600			\$16,060,600		\$40,569,998		\$56,630,598												

GEOGRAPHIC DISTRIBUTION/ALLOCATION OF PRIORITIES AND RESOURCES

GEOGRAPHIC DISTRIBUTION/ALLOCATION PRIORITIES 91.220(D) AND (F)

Describe the geographic areas of the jurisdiction (including areas of low-income families and/or racial/minority concentration) in which assistance will be directed during the next year. Where appropriate, the jurisdiction should estimate the percentage of funds the jurisdiction plans to dedicate to target areas.

Describe the reasons for the allocation priorities, the rationale for allocating investments and geographically within the jurisdiction (or within the EMSA for HOPWA) during the next, and identify any obstacles to addressing underserved needs.

All proposed community development activities are intended to primarily benefit populations that have special needs and citizens with low- and moderate-incomes. More than half of Chicago residents earn low- and moderate-incomes and entitlement funding is directed to community areas in which 51% or more of households are at or below median income. In 2013, the Chicago household area median income for a family of four is \$36,800. The appendix section includes 2000 and 2010 census maps that demonstrate census tracts throughout Chicago with the largest concentration of residents below the area median income. HUD requires entitlement grantees to continue using 2000 community census data until all 2010 census data has been updated.

The basis for allocating investments geographically for HOPWA funding is need. The greatest needs exist where there are the highest number of documented HIV/AIDS cases in the Chicago and Cook County areas. Service providers who are sub-recipients of HOPWA funds are required to demonstrate the unmet need in their given service area and demonstrate how their programs propose to meet the need. The community areas with the lowest income and lowest employment tend to experience more severe health outcomes, specifically in the areas of HIV and AIDS, childhood lead poisoning, and exposure to violence. Community areas with the highest rates are located on the West and South sides (Humboldt Park, Garfield Park, Lawndale, Near South, Grand Boulevard, Woodlawn, South Shore, South Chicago, New City, Englewood, and Greater Grand Crossing), with a cluster on the far North side for HIV and AIDS.

In 2014, the City will strategically allocate its limited amount of resources in targeted areas that are still suffering the negative effects of the economic slowdown that began in 2008. Many neighborhoods today continue to be severely impacted by foreclosures, abandoned, distressed or boarded properties and high unemployment and crime rates. To improve community conditions in these areas, the City will use CDBG funds to increase existing services through a coordinated effort between the Department of Planning and Development (DPD), the Police Department and the Department of Streets and Sanitation.

DPD will expand its existing Micro-Market Recovery Program (MMRP) to the North Pullman, Chicago Lawn and West Woodlawn community areas which experience weak housing markets with large numbers of vacant or abandoned properties and foreclosures. The Departments of Police and Streets and Sanitation will work closely together to address the negative physical effects of foreclosures in neighborhoods by increasing beautification efforts and engaging community residents to reduce and prevent opportunities for crime. These activities are described in more detail in the Other Activities section on page 50.

ANNUAL AFFORDABLE HOUSING GOALS

ANNUAL AFFORDABLE HOUSING GOALS 91.220(G)

Describe the one-year goals for the number of homeless, non-homeless, and special-needs households to be provided affordable housing using funds made available to the jurisdiction and one-year goals for the number of households to be provided affordable housing through activities that provide rental assistance, production of new units, rehabilitation of existing units, or acquisition of existing units using funds made available to the jurisdiction. The term affordable housing shall be defined in 24 CFR 92.252 for rental housing and 24 CFR 92.254 for homeownership.

Citywide Housing Needs

2014 marks the first year of the City's fifth Five Year Housing Plan. The accomplishments of the four previous Plans resulted in large part from the City's commitment to partnerships with housing organizations, developers, not-for-profit groups, lending institutions and other government agencies. Continuing this tradition of collaboration, the 2014-2018 Plan was drafted with the input of a 65-member Advisory Group, which met five times over the course of the Summer of 2013. A 20-member Steering committee led their efforts, which were also informed by a Public hearing that was attended by 123 people, representing over 40 organizations.

This is a time of enormous pressures on the Chicago housing market, which hit bottom in 2008 after tens of thousands of foreclosures drove down values and brought new housing construction to a halt. The downturn was felt across the entire city, and was particularly devastating in a swath of high-foreclosure neighborhoods where thousands of units remain boarded up and empty in 2013.

Analysis by the Institute for Housing Studies at DePaul University found that, in the hardest-hit neighborhoods, about one-fourth of recent non-condominium sale prices have been below \$20,000. Financing has been so restrictive that during 2009 and 2010, more than 60 percent of all sales were classified as "distressed" in high-foreclosure communities.

A major factor in the housing collapse was Chicago's loss of more than 200,000 people between 2000 and 2010, which emptied homes and reduced demand across most of the city. Building permit activity, which peaked at about 15,000 units citywide in 2006 and 2007, fell to less than 1,300 in 2009. The number of property sales fell by 50 percent or more over the same period, and with financing unavailable or difficult to arrange, the proportion of cash sales increased from 20 percent to more than half, according to the DePaul research. Even in 2013, mortgage markets are active only in the central city and portions of the North, Northwest and Southwest Sides. In neighborhoods with high foreclosure rates and weak markets, the majority of sales are for cash.

The overall housing market in Chicago remains weak, but some areas have turned the corner since 2012. Single-family and condo construction has restarted in areas around the Loop and in some North Side neighborhoods, after five years of little activity. Chicago has added about 19,000 residents since the 2010 Census, and growth is expected to continue in the longer term. The Chicago Metropolitan Agency for Planning (CMAP) projects a 14 percent increase in the city's population – an additional 380,000 residents – by 2040.

But over the shorter term, housing growth will be modest. The most optimistic predictions by Applied Real Estate Analysis put new housing production through 2019 at 6,770 units a year, citywide. If current trends continue, about half of those new units would be in the central city or strong North Side neighborhoods, leaving most other neighborhoods with little growth. If economic conditions are weak, housing production citywide could be very low, at just 936 units per year in the most pessimistic scenario or 3,426 at the mid-range.

Affordability

Although Chicago remains the third most affordable of the ten largest U.S. cities, housing costs are excessive for many households. Over 275,000 households (54.9% of all renter households) pay more than 30% of their income for monthly owner costs. The affordability gap is particularly acute for households below 30% of median family income (MFI), for whom the estimated number of available, affordable rental units is more than 58,000 less than the number of renter households.

The City targets the preponderance of its housing assistance activities at low-income families: for the 2014-2018 Five-Year Affordable Housing Plan, it is projected that 60% of all City-assisted units will be under 50% of MFI. Affordable rental housing has been particularly emphasized, with a projected 74% of all assisted rental units serving households under 50% of the MFI.

Among other resources, Chicago uses tax credits, tax-exempt bonds, federal funds, and Tax Increment Financing (TIF) districts to build multi-family rental housing: from 1999 through 2010, the City supported the preservation or creation of more than 70,000 rental units. To directly stimulate the production of additional affordable units, in 2007, the City revised the Affordable Requirements Ordinance (ARO) requiring that 10% of units to be affordable if: (1) the developer receives any type of City land, (2) any zoning changes allowed to increase project density or allow for additional residential uses, or (3) the development is a “planned development” except for developments outside of the downtown area that do not obtain residential density increases. Under ARO, at least 10% of the units are required to be affordable if the City provides land a discount, and 20% of the units must be affordable if the City provides other forms of financial assistance.

Sustainability

Affordable housing is among the region’s biggest challenges. While minorities entering the first time homebuyer market contribute to rising homeownership trends in Chicago, African-Americans continue to face barriers that deny them access to credit and neighborhoods of choice. For Chicago’s Latino population, these barriers are compounded in housing markets where they have been underserved by affordable housing providers and lenders, under-represented in subsidized housing programs, overburdened by housing costs and hampered by language and cultural obstacles.

Opportunities exist to expand the growth in homeownership stimulated by minorities entering the first time buyer market. Homeownership supports healthy communities. In Chicago, homeowners with a stake in the future of their neighborhoods have been instrumental in supporting community policing, demanding the removal of dangerous, abandoned buildings and lowering crime rates. Because these benefits enhance the quality of life for all Chicagoans, the City will continue to work actively on many fronts in support of sustainable, affordable home ownership. For example:

- The Department of Planning and Development (DPD) will continue to reinforce and expand access to the housing market for potential homebuyers who might not otherwise be able to enjoy the benefits of homeownership.
- DPD will stretch market-based opportunities to provide homeownership opportunities for households earning up to 120% of median income (\$90,120 for a family of four) in target areas critical to Chicago’s community revitalization strategy, and where mixed income strategies depend on homeownership as an integral component of success redevelopment or to balance market forces that threaten affordable homeownership. Federal funds will be directed to households with incomes below 80% of median income.
- DPD will ensure that all HUD-funded projects are in full compliance with the Lead Safe Paint Regulation to eliminate lead-based paint hazards to children’s health and safety.
- DPD will also expand access to the housing market for low-income families with mobility-impaired or developmentally disabled members.

Preservation

Chicago’s distinctive housing stock is a unique and precious asset. The 2010 Census data indicates that more than half of all units are more than 60 years old. Much of this older housing remains affordable to households of modest income. Each year, affordable units are lost to deterioration, abandonment, or conversion to condominiums. Because these units cannot be economically replaced with new construction of similar quality and size, preservation of the existing single-family and multi-family stock is one of the City’s core affordable housing priorities. Ranging from single-family homes to large apartment buildings, these structures require ongoing investment to prevent decay and the threat of demolition.

With more residential mechanical systems possessing 15-year life spans, many dwellings have experienced multiple renovations and repairs. Buildings renovated in the mid- or late 1970s may be due for structural repairs or replacement of mechanical systems in the near future. For homeowners, landlords and renters alike, growing cost burdens mean fewer options for undertaking the improvements and enhancements that, often for relatively modest amounts of money, can preserve Chicago’s housing stock for the future.

The City's large existing stock of affordable housing makes it both practical and economical to preserve housing for long-term affordability. Among the City's preservation programs are: the Troubled Buildings Initiative administered by HED, which acquires at-risk buildings and turns them over to new owners; the TIF Neighborhood Improvement Program, which offers matching grants to homeowners in designated neighborhoods for exterior repairs and limited interior improvements; and the Neighborhood Stabilization Program (NSP), which enables the City to purchase, rehabilitate and demolish, when needed, vacant and foreclosed lender-owned properties in communities hard-hit by foreclosures.

In addition, the Departments of Building and Law work together to force the remediation of dangerous and non-compliant properties. Code enforcement inspections of hazardous or abandoned buildings are performed and building owners are compelled to adhere to the building code through housing court and the City's administrative hearing process. Board-up services of vacant open buildings to secure them from criminal activity will ensure the safety of local citizens and lessen the rate of neighborhood deterioration.

PUBLIC HOUSING

PUBLIC HOUSING 91.220(H)

Describe the manner in which the plan of the jurisdiction will help address the needs of public housing and activities it will undertake during the next year to encourage public housing residents to become more involved in management and participate in homeownership.

In FY2013, the Chicago Housing Authority (CHA) unveiled a new strategic plan, Plan Forward: Communities that Work, which outlines the agency's newly articulated mission and strategic goals that will guide CHA's current and future work. The key goals of Plan Forward include completing the final phase of the original Plan for Transformation and coordinating public and private investments to develop vibrant communities; ensuring CHA's housing portfolio is safe, decent and sustainable; and expanding targeted services to more residents at critical milestones in their lives. In FY2014, CHA will finalize planning and begin implementation of key Plan Forward initiatives.

CHA is responsible for approximately 21,000 public housing units and additionally administers approximately 38,000 Housing Choice Vouchers (HCVs) that allow low-income families to rent in the private market. CHA currently serves more than 17,600 households in public housing and approximately 38,000 HCV households who live in the private market. Throughout FY2014, CHA will continue to expand housing opportunities for low-income families in Chicago make progress toward completing the 25,000 housing unit goal of the original Plan for Transformation. By the end of FY2014, CHA anticipates an additional 562 units toward the overall unit delivery progress, which will bring the total to 22,287 housing units or 89% of the 25,000 goal.

Expanding Housing Opportunities

CHA will continue with its commitment to provide affordable units throughout its public housing stock. In addition, CHA's HCV program enables low-income households to choose their place of residence in the private market, further increasing housing opportunities for program participants by subsidizing a portion of the monthly rental obligation through the allocation of a Housing Assistance Payment (HAP) made directly to the landlord. CHA aims for a 98% lease-up rate in its HCV program. In FY2014, CHA forecasts the authorization of 38,675 vouchers for leasing, of which 38,482 vouchers are planned to be leased to program participants throughout the year.

In FY2014, CHA will continue to offer the following affordable housing programs in order to provide new and alternative housing options for low-income housing:

- **Property Rental Assistance Program:** CHA continues to expand the use of project-based vouchers (PBVs) to increase housing options for low-income families in the region through the Property Rental Assistance (PRA) Program. PBVs are issued directly to property owners participating in the PRA program, unlike tenant-based vouchers, and remain with the unit if a tenant moves out. Through the PRA program, CHA offers a variety of housing types including supportive, family and senior housing options.
- **Choose to Own Home Ownership Program:** CHA offers eligible public housing and HCV residents to participate in the Choose to Own (CTO) Home Ownership Program. Participants of this program receive a subsidy to be used toward the payment of their monthly mortgage obligation. Pre- and post-home ownership education and counseling requirements are an integral component to remain an eligible participant.

2013 SECTION 8/HCV PROGRAM FUNDING

PROGRAM	TYPE	BUDGET
Moving to Work (MTW) Block Grant Vouchers	13,524	\$133,246,484
HCV MTW Leasing Vouchers	36,679	\$327,261,230
Mod Rehab	1,276	\$8,357,022
Mainstream 5 Years	50	455,700
Vouchers / VASH	670	3,515,858
Total	52,199	\$472,836,294

If the public housing agency is designated as “troubled” by HUD or otherwise is performing poorly, the jurisdiction shall describe the manner in which it will provide financial or other assistance in improving its operations to remove such designation during the next year.

The Chicago Housing Authority is not designated as “troubled” by HUD.

HOMELESS AND SPECIAL NEEDS GOALS

HOMELESS AND SPECIAL NEEDS 91.220(I)

Describe, briefly, the jurisdiction's plan for the investment and use of available resources and one-year goals for reducing and ending homelessness

- *Describe specific action steps for reducing and ending homelessness that (i) reach out to homeless persons (especially unsheltered persons) and assessing their individual needs; (ii) address emergency shelter and transitional housing needs; (iii) help homeless persons (especially persons that are chronically homeless, families with children, veterans, and unaccompanied youth) make the transition to permanent housing and independent living.*
- *Homeless Prevention--Describe planned action steps for reducing ending homelessness that help-low income individuals and families who are likely to be discharged from publicly funded institutions and systems of care or those receiving assistance from public or private agencies that address housing, health, social service, employment, education or youth needs.*
- *Describe specific activities the jurisdiction plans to undertake to address the housing and supportive service needs of persons who are not homeless (elderly, frail elderly, persons with disabilities, persons with HIV/AIDS, persons with alcohol or other substance abuse problems).*

The City and its partners, through the Chicago Planning Council to End Homelessness, have made significant progress in implementing Chicago's original 2003 Plan to End Homelessness ("the Plan"). The three core tenets of the Plan are to: 1) prevent homelessness whenever possible; 2) rapidly re-house people when homelessness cannot be prevented; and 3) provide wraparound services that promote housing stability and self-sufficiency.

The Plan called for a transition of the homeless services system from a shelter-based system, focused on temporary fixes, to a housing-based system emphasizing long-term living solutions for the homeless on the street and in overnight shelters. To that end, Chicago significantly increased interim/transitional and permanent housing resources and reduced the number of temporary shelter beds.

In 2012, stakeholders in Chicago's Continuum of Care developed an updated set of strategies to prevent and end homelessness. Chicago's "Plan 2.0" is a broad-ranging, seven-year action plan (2013-2019) that reaffirms and builds on the core strategies outlined in the first plan – prevention, housing first and wraparound Services – and identifies seven new strategies for improving and coordinating access to housing and services:

- 1) The Crisis Response System: Create an effective crisis response system that prevents homelessness whenever possible and rapidly returns people who experience homelessness to stable housing.
- 2) Access to Stable and Affordable Housing: Create and maintain stable and affordable housing for households who are experiencing or at risk of homelessness.
- 3) Youth Homelessness: Create a comprehensive, developmentally appropriate menu of services for youth who experience homelessness in order to prevent homeless youth from becoming the next generation of homeless adults.
- 4) Employment: Increase meaningful and sustainable employment opportunities for people experiencing or most at risk of homelessness.
- 5) Advocacy and Civic Engagement: Engage all of Chicago in a robust plan that creates a path to securing a home for everyone in our community.
- 6) Cross-Systems Integration: Work across public and private systems of care to ensure ending homelessness is a shared priority.
- 7) Capacity Building: Ensure a strong homeless assistance system capable of implementing Plan 2.0 goals and HEARTH Act performance standards.

Several funding streams support the Plan at the City level (CDBG, HUD Emergency Shelter/Emergency Solutions Grant Program, Community Services Block Grant, Illinois Department of Human Services' Emergency and Transitional Housing Program, and local funding). CDBG funds support the overnight and interim shelter, outreach and engagement, specialized service and permanent supportive housing models.

Human Services Outreach and Engagement Mobile Outreach

The Department of Family and Support Services through Catholic Charities, provides targeted outreach and engagement that is delivered 24 hours a day, seven days a week, 365 days a year through mobile outreach teams that are dispatched to respond to non-life threatening requests for assistance through 311. These include requests for shelter placement and transportation, well-being checks, delivery of emergency food provisions, crisis assistance for victims of fire and other disasters, and extreme weather response, such as transportation of clients to City-operated Warming and Cooling Centers. The Mobile Outreach Services Team is responsible for participating in all mass care activities as directed by the City of Chicago Office of Emergency Management and Communications (OEMC) during city-wide emergencies that may result in large scale evacuations requiring temporary emergency shelter.

Outreach and Engagement Programs for Unsheltered Persons or Chronically Homeless

DFSS utilizes CDBG funds for targeted outreach and engagement. These services include assessment of individuals, including youth, chronically homeless, and veterans living on the street, who do not typically access either shelter or other homeless services. Providers of this program model utilize the Vulnerability Index, a standardized tool for identifying and prioritizing the street homeless population for housing according to the fragility of their health. Housing referrals through Chicago's Central Referral System (CRS) are conducted for permanent supportive housing. CRS is a database of highly vulnerable individuals and families coming from the streets or shelters which serves as a central client referral source for housing providers. Outreach and Engagement programs assist vulnerable households in applying for resources through CRS by helping them respond to interviews and collect documentation needed to achieve permanent housing placement as fast as possible.

The program has three subcategories: 1) Daytime Supportive Service Centers which are drop-in centers where services include physical, psychological and housing needs assessments; Mobile Outreach Engagement which focuses on street-based outreach; and Airport Outreach Engagement which is targeted outreach with homeless individuals identified at Chicago's airports and on mass transit systems. These programs will serve approximately 25,382 individuals in 2014.

Addressing the Emergency Shelter and Transitional Housing Needs of Homeless Persons

In coordination with the Chicago Continuum of Care, DFSS is the primary funder of emergency and interim housing for homeless individuals and families in Chicago. Both types of temporary housing options focus on assessing the service needs of residents and either making appropriate referrals to other providers or offering supportive services at the residential program. Additionally, DFSS funds supportive services that move persons who are currently homeless toward housing stability and self-sufficiency. Following are activities that address the shelter and transitional housing needs of homeless households:

Overnight Shelter

Adult: This program model provides shelter to single men and women aged 18 and over on a nightly basis for up to twelve consecutive hours. Adult Overnight Shelter may be appropriate for persons who do not want to participate in case management or the more intensive services and goals associated with interim housing. However, Adult Overnight Shelter programs are expected to engage clients in accessing supportive services and to assess clients for rapid re-housing options.

Youth: This program model provides age-appropriate shelter to single male and female youth ages 18 to 24, on a nightly basis for up to twelve consecutive hours. Youth Overnight Shelter programs are also expected to engage clients in accessing supportive services and to assess clients for rapid re-housing options. This program will serve approximately 4,695 individuals in 2014.

Interim Housing

Adopting the "housing first" model, Interim Housing focuses on rapidly re-housing those who are homeless while working to progressively reduce the amount of time people spend homeless. Permanent housing placements are emphasized and must be supplemented with services that focus on client stabilization, assessment, and referrals to community resources. This program will serve approximately 9,458 individuals in 2014.

Emergency Food Assistance for At-Risk Populations

As part of its emergency food program, DFSS provides fresh fruits and vegetables to shelters throughout the city to feed people who are homeless. This program will serve approximately 203,000 individuals in 2014.

Helping Homeless Persons Make the Transition to Permanent Housing Independent Living and Shortening the Length of Time Individuals and Families Experience Homelessness

Building on successful coordination of homeless prevention resources with its Homeless Prevention Call Center (HPCC), Chicago has taken steps towards expanding coordinated access and improving access to permanent housing and independent living. DFSS-funded outreach, engagement and shelter providers complete applications for permanent supportive housing through the Central Referral System (CRS). Under the oversight of the Chicago Planning Council on Homelessness, Chicago implemented CRS for permanent supportive housing in 2013. Individuals and families are assessed utilizing the Vulnerability Index and a Family Vulnerability index, ensuring that the most vulnerable households are prioritized for permanent housing units.

Reducing the amount of time people experience homelessness is a major priority for the City of Chicago and the Chicago Continuum of Care. The HEARTH Act restructured the HUD Emergency Shelter Grant into the new Emergency Solutions Grant (ESG), which includes all of the provisions of the former Emergency Shelter Grant and adds several provisions that were enacted through the Homeless Prevention and Rapid Re-housing Program (HPRP) which was part of the American Recovery and Reinvestment Act. HPRP provisions included coordination and consultation with local Continuums of Care, street outreach as an essential service, and housing relocation and stabilization services.

In 2013, Chicago implemented a rapid re-housing with ESG funds for tenant-based rental assistance, and housing relocation and stabilization services. The City will continue to use its Emergency Solutions Grant funding to help support the Homeless Prevention Call Center (HPCC) that currently acts as a centralized eligibility and referral system for rental assistance. The support will enable the HPCC to be the primary point of entry that conducts initial evaluations and referrals to available prevention assistance from local, state, and federal resources. Tenant-based rental assistance will be used to help households who have already fallen into homelessness be re-housed as quickly as possible by providing a security deposit and/or short-term rent assistance until sufficient income or a permanent tenant-based subsidy is in place. And finally, housing relocation and stabilization services will include recruiting landlords, matching households with appropriate rental units and community areas, and inspecting rental units per HUD program standards. This program will serve approximately 105 households in 2014.

Facilitating Access for Homeless Individuals and Families to Affordable Housing Units and Preventing Individuals and Families Who Were Recently Homeless From Becoming Homeless Again

To effectively end homelessness, the Plan calls for Chicago to significantly increase the amount of permanent housing stock and rapid re-housing assistance as well as to fund supportive services that promote housing stability. The City is employing three strategies to increase the amount of permanent housing available to people who are homeless:

- 1) Access private market units made affordable with subsidies;
- 2) Access private market units that are affordable to low-income renters;
- 3) Develop new units through construction and rehab.

The Chicago Low-Income Housing Trust Fund, the largest locally funded rental assistance program in the nation, has committed \$8.1 million annually in rental assistance to prevent homelessness for more than 1,300 families and individuals. Of that total, nearly 600 units are targeted towards long-term homeless individuals and families.

Plan 2.0 identifies strategies to create access to affordable housing units through development and subsidy options including:

- Working within to increase the priority and access to housing for those in need of supportive housing and targeting the right resources at the right time.

- Working with public and community partners to develop new affordable housing opportunities, including additional rent subsidies and preservation of affordable rental units.

Finally, DFSS offers several programs for homeless individuals and families seeking a permanent and stable housing situation. Permanent supportive housing for individuals and families most often takes the form of rental subsidies for existing units. DFSS uses local funding sources to provide homeless services that include those funded by CDBG as well as others endorsed by the Plan to End Homelessness. Supported activities include:

Permanent Supportive Housing Support Services

These services are designed to help clients maintain residential stability in permanent supportive housing. Permanent Supportive Housing programs provide long-term subsidized housing for individuals and families who are homeless. Clients may have serious and persistent disabilities such as mental illness, substance use disorders, or HIV/AIDS, which often contribute to chronic homelessness. This program will serve approximately 1,383 individuals in 2014.

Shelter Plus Care

DFSS, in collaboration with local providers, also offers rental subsidies paired with a range of supportive services to disabled homeless individuals or families, including chronically homeless. Services include case management, employment assistance, and counseling and substance use services. This program will serve 2,300 individuals in 2014.

The following three service models are provided with funding from sources other than HUD:

Permanent Housing with Short-Term Supports

This program model targets households that need short to medium term assistance (up to 24 months) with housing and supportive services to move them towards a goal of assuming. Homeless individuals and families are housed in scattered housing, provided rental assistance and supportive services with the goal of assuming the lease at market rate after services transition out. This program will serve 190 individuals in 2014.

Safe Havens

This program is an open-stay, on-demand, and service-enriched housing program for persons with mental illness or dual disorders (mental illness and substance use disorder) who are difficult to engage in services. Safe Havens are safe, non-intrusive living environments in which skilled staff members work to engage persons in housing and needed services. In Chicago, Safe Haven beds are considered permanent housing. This program will serve 33 individuals in 2014.

Age-Appropriate Stable Housing for Unaccompanied Youth

This program model is designed to serve homeless youth ages 18 through 25 that are not wards of the state. Services may be delivered in a shared living arrangement or in clustered apartments with on-site supportive services and community-based linkages and include 24-hour access to staff, age-appropriate services and crisis intervention. In addition, services will focus on attaining independent living skills. This program will serve 288 individuals in 2014.

Helping Low-Income Individuals and Families Avoid Becoming Homeless, Especially Extremely Low-Income Individuals and Families Who Are (A) Being discharged from publicly funded institutions and systems of care, or (B) Receiving assistance from public and private agencies that address housing, health, social services, employment, education, or youth needs.

- Chicago's Continuum of Care, in coordination with DFSS, emphasizes systems integration efforts that focus on appropriate discharge planning for special populations. The Discharge Planning Sub-committee of the Chicago Alliance to End Homeless is charged with addressing coordination between child-welfare, corrections, homeless providers and other relevant entities. Additionally, the Chicago Department of Public Health convenes a task group on mental health, homelessness and criminal justice issues to improve systems coordination in these areas.

- (B) With a combination of CDBG, local and state resources, DFSS addresses a range of human services needs for low income individuals and families in Chicago communities through coordinated homeless prevention resources and six DFSS Community Services Centers. These services contribute to homelessness prevention for low-income households.

Homeless Prevention

The City of Chicago, through ESG funds in 2014, supports the Homelessness Prevention Call Center (HPCC) to conduct initial evaluations and referrals to available prevention assistance and delegate agencies to provide homeless prevention supportive services. The HPCC is Chicago's prevention infrastructure to assess and refer for public and private resources, including the City of Chicago's Rental Assistance Program, which provides short-term financial assistance to low-income individuals at risk of eviction and homelessness and which is funded through ESG and administered by DFSS's six Community Service Centers. The HPCC will be a primary point of entry for ESG homelessness prevention resources, and is also a way that people seeking eligibility and referral for rapid rehousing assistance can complete initial evaluation. HPCC fields a high volume of calls each year, nearly 70,000. Each call receives a screening and evaluation for eligibility and all information is entered into Homeless Management Information System (HIMS). HPCC makes electronic referrals through HMIS for continuous case management.

DFSS funds partner agencies to provide homeless prevention supportive services targeted to individuals or families that are at immediate risk of homelessness. Services may include, but are not limited to provision of financial assistance, provision of legal representation for tenants facing evictions, and provision of housing stabilization or relocation assistance. Partner agencies include the Homelessness Prevention Call Center, Center for Changing Lives, Heartland Human Care Services, and Lawyers' Committee for Better Housing. In 2014, it is anticipated that ESG rental assistance will serve 350 individuals, homeless prevention supportive services will serve 350 individuals and HPCC will serve 15,500.

Community Service Centers

Direct services are offered through DFSS Community Service Centers where case management, counseling for victims of domestic violence, emergency food, transportation, and emergency rental and utility assistance are provided. Referrals are also available for housing, employment, education, child care, and health services. The Community Service Centers also serve as Warming and Cooling Centers during periods of extreme weather conditions. At the Centers, DFSS staff works with clients to address their needs (immediate, short-term, and long-term) to achieve self-sufficiency.

Direct services and programs, including benefits eligibility screening, are co-located at all six centers. Workforce services are co-located at the Garfield, King and North Area Community Service Centers. The North Area center also houses a Veterans Employment Assistance Center that helps veterans access a variety of benefits programs.

Emergency Food Assistance for At-Risk Populations

The City, through DFSS, provides Emergency Food Assistance for At-Risk Populations to increase the availability and accessibility of healthy and fresh food options to help at-risk residents meet their nutritional needs. There are three food distribution models: 1) distribution to local food pantries, 2) distribution of fruits and vegetables to homeless shelters, and 3) distribution to homebound individuals through Mobile Outreach Team. In February of 2013 DFSS provided funds to approximately 80 Greater Chicago Food Depository affiliated pantries within a 5-mile radius of our 6 Community Centers. In 2014, DFSS anticipates the number of pantries to increase to 100. Pantries distribute such food products as fruits and vegetables, milk, eggs, bread and beef patties in addition to non-perishable items. In 2014, this program will serve 1.3 million pounds of food and 500 pounds of fruits and vegetables to shelters and 10,000 food boxes to home bound individuals.

- A) The jurisdiction must specify the activities that it plans to undertake during the next year to address the housing and supportive service needs identified in accordance with 91.215 (e) (strategic plan) with respect to persons who are not homeless but have other special needs (elderly, frail elderly, persons with disabilities, person with HIV/AIDS, persons with alcohol or other substance abuse problems).

- B) The jurisdiction must specify the activities that it plans to undertake during the next year to address the housing and supportive service needs identified in accordance with 91.215 (e) (strategic plan) with respect to persons who are not homeless but have other special needs (elderly, frail elderly, persons with disabilities, person with HIV/AIDS, persons with alcohol or other substance abuse problems).

Intensive Case Advocacy, Support Assistance and Home Delivered Meals to Seniors

DFSS uses CDBG funding to address the needs of seniors most at-risk through intensive support and meal delivery, which in turn assists seniors in remaining in the least restrictive housing environment. Intensive Case Advocacy and Support provides one-on-one assistance from local community organizations to at-risk seniors. This relationship allows seniors to remain independent, in the community, and able to take control of their current situations. Staff assists seniors in identifying and applying for public benefits and programs which will stabilize the at-risk senior's situation. Staff also assists in improving seniors' living situation through advocacy and through identifying resources to improve the seniors' quality of life.

The Home-Delivered Meals Program provides microwave-ready frozen or hot meals to home-bound seniors who are unable to prepare meals for themselves and who have no other means of acquiring nutritious meals.

Housing and Supportive Service Needs of Individuals Impacted by HIV/AIDS

The Department of Public Health (DPH) utilizes a range of funding to support medical case management, housing assistance, homelessness prevention assistance and mental health and substance use services for individuals impacted by HIV/AIDS with HOPWA and other federal, state and local funds. DPH uses CDBG funds for the High Risk Primary Health Care – HIV Housing program to provide residential housing and housing information services for people living with HIV/AIDS that are homeless or in imminent danger of becoming homeless. The residential housing facilities include scattered sites, congregate living, or transitional housing and the services include affordable housing and supportive services. The program goals are to assist households to maintain a stable, safe, decent, and sanitary living environment; reduce the imminent risk of homelessness; and improve access to HIV/AIDS treatment and other healthcare related services. Approximately 42 people will receive services through this program in 2014.

DPH's Division of STD/HIV/Aids Public Policy and Programs administers HOPWA funding in support of the following program categories:

Community Residence Operating Support

Serves low-income individuals and low-income families with at least one HIV-positive adult who are homeless or in imminent danger of becoming homeless. Facilities funded under this category may provide housing that is either transitional or permanent. Approximately \$3,500,000 will be allocated to help serve 469 people.

Rental Assistance

Provides short-term rent, mortgage and utility payments to prevent homelessness for a tenant or mortgage holder of the residence. Clients who participate in this program may be facing eviction, foreclosure or termination of utility service due to non-payment. Approximately \$1,930,000 will be allocated to help serve 186 people.

Housing Information Services

Assists people in finding safe, decent and affordable housing by identifying local housing resources. The services are provided by housing advocates that develop and maintain a comprehensive inventory of available housing units and build relationships with landlords in the private market for referral of HIV positive individuals seeking housing. Legal services are also available to persons facing eviction, housing discrimination or assist in gaining access to federal government benefits. Approximately \$1,000,000 will be allocated to help serve 774 people.

BARRIERS TO AFFORDABLE HOUSING

BARRIERS TO AFFORDABLE HOUSING 91.220(K)

Describe the actions that will take place during the next years to remove barriers to affordable housing

The City of Chicago is strongly committed to the goal of fair housing for all residents. The City's Fair Housing Plan (Plan) ensures that Chicagoans are aware and informed on how the City combats these problems and ensures fair housing. The Plan identifies the following impediments to fair housing: availability of affordable and suitable housing, discrimination in housing, gentrification, foreclosures, unfair lending practices and lack of fair housing knowledge.

Availability of Affordable and Suitable Housing

The gap between supply and demand for rental housing in Chicago continues to pose problems for many Chicagoans, particularly low-income families and persons with disabilities. Although the City and its delegate agencies administer a variety of affordable housing programs, getting the information to those who need the assistance can be difficult.

Nevertheless, the City is committed to increasing affordable housing for all residents. With assistance from the state, the Department of Planning and Development continues to support the Low-Income Housing Trust Fund (LIHTF). The support will enable the LIHTF to reduce rents for approximately 3,000 very low-income residents through the Rental Subsidy Program.

Discrimination in Housing

Fair housing deals with many issues beyond affordability. Residential segregation continues to be a concern for the City despite years of efforts to make fair housing a reality citywide. Unfortunately, a number of real estate agents, landlords, and management companies continue to discriminate against individuals and families based on classifications prohibited by the Chicago Fair Housing Ordinance (CFHO) and other applicable fair housing legislation. Since a comprehensive update of the City's Human Rights and Fair Housing Ordinances in 1990, the City of Chicago's Commission on Human Relations (CCHR) has enforced these two ordinances by providing a neutral forum for the investigation and adjudication of discrimination complaints filed under the ordinances.

The strength of the CFHO itself, along with the high quality of investigation and adjudication which is conducted through the Commission, has been an important resource for fair housing enforcement in the City. A veteran team of human relations investigators well versed in fair housing law investigates each discrimination complaint, provides assistance to the public in person and over the phone, and conducts educational outreach to the community. The unit works efficiently striving to complete at least as many cases each year as the number of new complaints filed. It seeks to complete 50% of its complaint investigations within 180 days and 80% within twelve months. This allows complaints to proceed quickly to the administrative hearing stage where warranted, while maintaining high standards for thorough investigation and legally sound decisions. However, continued emphasis on education the public about the CFHO, both to prevent discrimination and to ensure that those who may experience discrimination know of the remedies available, is essential. Therefore the City is committed to continue to enforce the CFHO as well as inform Chicago residents and housing providers about the CFHO through the following methods:

- CCHR will introduce new technological enhancements which will enable the public to file housing discrimination complaints online. Currently complaints must be made in person, by mail, or by fax.
- CCHR continues to make important changes to its procedures and materials to provide greater access to the visually impaired and hard of hearing. All of CCHR's online forms for filing discrimination complaints are being revised to ensure that they are accessible to the visually impaired. Similarly, a new email mailbox has been created to make it easier for persons with disabilities to send documents to CCHR. CCHR will also post all of its legal rulings and decisions online in a format that is accessible to the visually impaired.
- CCHR will make significant changes to its web page which will allow the public to search CCHR legal rulings by word or phrase. Currently only PDF versions of the documents are available online.
- CCHR will continue to actively distribute the CCHR brochure citywide, making special efforts to reach non-English speaking communities. The brochure is now available in Spanish, Polish, Russian, and Mandarin, with new translations in Arabic and Korean expected by December 31, 2013. The brochure is also available to download in multiple languages on the CCHR web page.

- CCHR will provide greater telephone access for non-English and non-Spanish callers to the department by providing translation assistance in five additional languages.
- CCHR will continue to make copies of the Chicago Fair Housing Ordinance, its regulations, and information about complaint filing and adjudication procedures available to the public upon request and through the City of Chicago website.
- CCHR is partnering with CHA to provide Fair Housing workshops to real estate professionals and property managers.
- CCHR will seek to expand its efforts to provide fair housing presentations in English and Spanish to housing organizations, realtors, and community groups citywide.
- CCHR projects that it will receive, investigate, and adjudicate approximately 90 housing discrimination complaints annually.
- CCHR responds to requests from the Chicago Police Department, aldermen, and other governmental agencies to mediate tensions between neighbors where other means of intervention have been ineffective. CCHR is able to peacefully resolve most of these conflicts and thereby reduce the chance for violent confrontations.

Gentrification

As gentrification and related forces raise housing costs and reduce the availability of rental housing, concern also arises about negative impacts on fair housing goals. Condominium conversions and new construction projects favoring ownership over rental all reduce options in city neighborhoods for those at the lower end of the economic scale. These trends can negatively affect minorities, seniors, persons with disabilities, and single parent households. The result is potential or actual reduction of diversity in impacted neighborhoods, along with concentration and segregation of persons in protected classifications within poorer neighborhoods. In order to reduce community tensions which may be exacerbated by race, class, and ethnic differences, the City is addressing these concerns in several ways:

- Under the Chicago Partnership for Affordable Neighborhoods (CPAN), DPD provides affordable units in market-rate developments through developer write-downs and purchase price assistance to buyers. Since 2002, CPAN has gained commitments for 660 affordable homeownership units in appreciating neighborhoods.
- Ensure production of affordable units in re-gentrifying areas through continued implementation of the Affordable Requirements Ordinance (ARO). Under ARO, at least 10% of the units in developments of 10 or more units are required to be affordable if the City provides land at a discount, and 20% of the units must be affordable if the City provides other forms of financial assistance.
- CCHR works to prevent and alleviate intergroup tensions in gentrifying communities by bringing together key stake holders and leaders to encourage dialogue, safely discuss concerns, and develop community-based solutions to problems.

Lack of Fair Housing Knowledge

Residential property owners, property managers, realtors, developers, architects and providers of affordable housing need to know their legal responsibilities regarding fair housing requirements for reasonable accommodations. Strategies to increase fair housing awareness include:

- Expand ongoing community outreach through workshops, housing fairs, seminars and literature distribution through collaboration with community-based organizations.
- Improve access to fair housing information through increased use of the internet.
- Seek new sources of funding for delegate agencies to educate both consumers and providers of fair housing laws.
- Increase the availability of fair housing information in multiple languages.

OTHER ACTIVITIES

OTHER ACTIONS 9I.220(K)

Describe the actions that will take place during the next year to address obstacles to meeting underserved needs, foster and maintain affordable housing, evaluate and reduce the number of housing units containing lead-based paint hazards, reduce the number of poverty-level families, develop institutional structure, enhance coordination between public and private agencies

Micro-Market Recovery Program (MMRP)

MMRP is a coordinated effort among the City, not-for-profit intermediaries, and non-profit and for-profit capital sources to improve conditions, strengthen property values, and create environments supportive of private investment in targeted markets throughout the city. The goal of MMRP is to improve conditions, strengthen property values, and create environments supportive of private investment in targeted areas by strategically deploying public and private capital and other tools and resources in well-defined micro-markets.

This initiative was launched in 2011 to combat high foreclosure rates and stabilize property values in key, targeted neighborhoods throughout the city. Under the program, the City works to foster the reoccupation of foreclosed or vacant properties by coordinating multiple incentive programs, not-for-profit intermediaries and for-profit capital sources, and by providing acquisition, financing and other assistance to approved and/or eligible owner-occupants or developers. In 2014, the Department of Planning and Development (DPD) will expand this program to North Belmont Cragin, East Garfield Park and North Pullman through additional CDBG funding for home purchase and repair assistance.

Home Purchase Assistance and Acquisition/Rehab grants will be given to aspiring homeowners in one of the 13 Chicago MMRP target areas in order to help these families purchase homes for which they otherwise would struggle to provide the necessary down payment or rehab financing. The average grant size will be \$30,000, meaning that DPD expects to help 20 families with the \$600,000 allocated from CDBG to this initiative.

Home Improvement Assistance grants will be given to existing homeowners in one of the 13 Chicago MMRP target neighborhood areas in order to help these families upgrade their homes, including but not limited to repairs for roofs, heat and cooling systems, and façades. The average grant size will be \$15,000, meaning that DPD expects to help 40 families with the \$600,000 allocated from CDBG to this initiative.

An additional \$1.5 million of CDBG funds will be used to support the rehabilitation of vacant, foreclosed and/or abandoned, multi-unit and single-family residential properties acquired by community development partners in three (3) MMRP areas: North Pullman, Chicago Lawn and West Woodlawn for purchase or rental by low-moderate income families. These agencies each received community revitalization grant awards by the Illinois Attorney General from the National Foreclosure Litigation. The City will leverage those resources with \$1.5 million in CDBG to help renovate and reoccupy 15-20 units in the low/mod target MMRP areas.

Community Policing

In 2014, the Chicago Department of Police (CPD) will implement a community policing strategy modeled on the Community Alternative Policing Strategy (CAPS) that brings the police, community residents and other City departments together to identify and solve neighborhood crime problems. Problem solving at the neighborhood level will be supported by a variety of strategies, including regular beat community meetings involving police and residents, crime awareness training for community residents and new technology to help police and residents target crime hot spots. Together these strategies will be used to address the neighborhood conditions that breed crime: abandoned buildings and vehicles, vacant lots, drug houses and graffiti.

Approximately \$2.3M of CDBG funds will be invested in low-income community areas within police districts such as Austin, Englewood and West Englewood, Roseland, West Pullman and Fuller Park, among others. CDBG will be primarily used to fund Community Organizer and Youth Services Coordinator positions to develop and implement plans for recruiting and organizing community residents, encouraging youth participation, raising awareness of the problems specific to each community area and facilitating problem solving between Police Department staff, city departments and community service providers.

Community Enhancements

Large concentrations of foreclosed and abandoned properties within community areas negatively affect the quality of life of residents. Physical deterioration of buildings, sidewalks and streets may provide opportunities for crime and further decrease property values. In 2014, the Department of Streets and Sanitation (DSS) will increase beautification efforts in targeted areas to improve the community environment. Additional CDBG funds will allow DSS to provide increased graffiti removal, rodent abatement and tree planting services in distressed neighborhoods.

PROGRAM SPECIFIC REQUIREMENTS: CDBG

PROGRAM SPECIFIC REQUIREMENTS

CDBG (91.220(I)(1))

1. *Identify program income expected to be received during the program year, including: amount expected to be generated by and deposited to revolving loan funds; total amount expected to be received from each new float-funded activity included in this plan; and amount expected to be received during the current program year from a float-funded activity described in a prior statement or plan*

The City of Chicago anticipates receiving \$3,453,500 in program income for FY2014. Approximately \$1,200,000 of this amount is generated by and deposited to the Department of Planning and Development's (DPD's) multi-family developer loan program. The remaining amount is generated by activities administered by the following City departments:

DPD: \$1,900,000 is anticipated from the Condo and Multi-Family Troubled Buildings Initiatives.

DPD: \$200,000 is anticipated from the Heat Receiver program.

Department of Public Health: \$32,000 is anticipated from state reimbursement of mental health services provided.

Mayor's Office of People with Disabilities: \$17,000 is anticipated from private contributions.

Department of Buildings: \$100,000 is anticipated from collections of board-up activities.

2. *Program income received in the preceding program year that has not been included in a statement or plan*

All program income received in the preceding program year has been accounted for and included in the current action plan.

3. *Proceeds from Section 108 loan guarantees that will be used during the year to address the priority needs and specific objectives identified in its strategic plan*

The City received its most recent Section 108 loan in 2010 for \$15,000,000. The proceeds were used to develop a retail and office development project in the Logan Square community of Chicago. In 2014, approximately \$276,000 of the original amount will remain and has been allocated for scheduled loan repayments.

4. *Surplus funds from any urban renewal settlement for community development and housing activities*

The City does not receive surplus funds from urban renewal settlements.

5. *Any grant funds returned to the line of credit for which the planned use has not been included in a prior statement or plan*

Through year-to-date October 2013, \$483,000 has been returned to the line of credit. The reimbursement was made as a remediation to flagged IDIS activities from previous program years that were either not completed or did not meet a national objective.

6. *Income from float-funded activities*

The City does not anticipate income from float-funded activities.

7. *Urgent need activities, only if the jurisdiction certifies*

The City of Chicago did not undertake urgent needs activities in 2013 and, at this time, does not anticipate any in 2014.

PROGRAM SPECIFIC REQUIREMENTS: HOME

8. Estimated amount of CDBG funds that will be used for activities that benefit persons of low- and moderate-income

The City estimates that 70% or \$51,700,000 of the anticipated 2014 CDBG funds will be used for activities that benefit low- and moderate-income persons.

HOME 91.220(I)(1) (p56)

1. Describe other forms of investment. If grantee (PJ) plans to use HOME funds for homebuyers, state the guidelines of resale or recapture, as required in 92.254

The City's Department of Planning and Development (DPD) administers the HOME program and uses HOME funds to provide purchase price assistance to qualified first-time buyers, loans for acquisition, construction or rehab of affordable multi-family housing, and operating assistance grants to Community Housing Development Organizations (CHDOs).

Purchase price assistance is provided to qualifying homebuyers through the following 3 programs:

New Homes for Chicago

The New Homes for Chicago program is an affordable housing initiative offered by the City of Chicago to encourage new construction of affordable homes to create homeownership opportunities for low- to moderate-income individuals and families who are income eligible and are able to obtain financing for a mortgage. DPD works with developers to build new homes on vacant, city-owned lots in diverse neighborhoods throughout the City of Chicago.

The program also provides purchase price assistance to eligible applicants earning up to 120% of the area median income. The amount of assistance will be based on the difference between the purchase price of the home and the market value of the appraisal. The purchase price assistance is in the form of a deferred fully forgivable loan that is subject to repayment at up to 3% interest if the home is sold during the first 30 years after the closing date.

Chicago Partnership for Affordable Neighborhoods (CPAN)

Under CPAN, DPD provides affordable units in market-rate developments through developer write-downs and purchase price assistance to buyers. Since 2002, CPAN has gained commitments for 660 affordable homeownership units in appreciating neighborhoods.

HomeStart

This program provides City land to qualified developers for construction of affordable and market rate housing.

DPD Resale of Affordable Unit Procedures:

Resale of Affordable units with a recapture agreement: the Homeowner is executing a HOME Agreement and separate HOME Recapture Mortgage in favor of the City to secure the HOME Funds Recapture Amount. The recapture amount due at sale will be determined by DPD Finance Division in accordance to the recorded Mortgage, Security and Recapture Agreement (MSRA) and prorated accordingly.

Resale of Affordable Unit with a resale agreement: A copy of the recorded Mortgage, Security MSRA document(s) related to the City lien(s) recorded after the initial purchase are reviewed in detail, to determine the funding source of the subsidies and specific remedies stated in the owner's agreement with the City.

- The resale price of the property is calculated by DPD and provided to the owner for use in the marketing of the unit. The special sales conditions, and the requirement for the buyer to sign a MSRA agreement with the City, must also be stated in writing by the owner's realtor for sale listing.

- The buyer of the affordable resale unit is required to submit a complete application to DPD to determine affordability and household income eligibility. A MSRA would be issued to be signed by the new buyer at closing and a release would be issued for the current owner after the new MSRA was signed at closing.

Resale of Affordable units in the Chicago Community Land Trust: Concurrently with the execution of the Restrictive Covenant, the Homeowner is executing a HOME Agreement and separate HOME Recapture Mortgage in favor of the City to secure the HOME Funds Recapture Amount. The CCLT and the Homeowner acknowledge and agree that this Restrictive Covenant is subordinate to the HOME Agreement and HOME Recapture Mortgage and that, in the event of any conflict between the terms and conditions of the HOME Agreement or HOME Recapture Mortgage and the terms and conditions of this Restrictive Covenant, the terms and conditions of the HOME Agreement and HOME Recapture Mortgage shall govern and control.

Homeowners are required to contact DPD to request resale pre-approval of their affordable unit before an acceptance of a real estate contract for sale. The resale request should include all pertinent details and hardships the City should consider in order to make a determination.

2. *If grantee (PJ) plans to use HOME funds to refinance existing debt secured by multifamily housing that is being rehabilitated with HOME funds, state its refinancing guidelines required under 24 CFR 92.206(b)*

The City of Chicago does not plan to use HOME funds to refinance existing debt in 2014.

3. *Resale Provisions – for homeownership activities, describe its resale or recapture guidelines that ensure the affordability of units acquired with HOME funds? See CFR 92.254 (a)(4)*

See resale and recapture guidelines described in item #1.

4. *HOME Tenant-Based Rental Assistance – Describe the local market conditions that led to the use of a HOME funds for tenant based rental assistance program*

The City does not have a HOME-funded Tenant-Based Rental Assistance program.

5. *If a participating jurisdiction intends to use forms of investment other than those described in 24 CFR 92.205(b), describe these forms of investment*

DPD does not intend to use forms investment other than those described in 24 CFR 92.205(b).

6. *Describe the policy and procedures it will follow to affirmatively market housing containing five or more HOME-assisted units*

In compliance with federal affirmative marketing requirements, DPD has developed an effective assessment tool that is incorporated into all applications for projects funded under HOME. The primary objectives of these affirmative marketing efforts are to ensure individuals not generally likely to apply (both minority and non-minority) know about vacancies, feel welcome to apply and have the opportunity to rent.

Developers and borrowers must comply with all affirmative marketing requirements established by DPD, including:

- Developing and maintaining a written affirmative marketing plan that identifies targeted clientele, contracts with community groups and churches, media outreach, etc;
- Maintaining on-site records indicating procedures undertaken to fill vacant units;
- Maintaining documentation of program eligibility for all current tenants and prospective tenants.

In addition, annual on-site monitoring visits are regularly conducted by DPD to ensure compliance with all local and federal regulations. During the monitoring site visit each affirmative marketing plan is reviewed and on-site records are inspected for compliance with the plan. Advertisements are reviewed for adherence to all regulations. Tenant files are examined to determine eligibility and waiting lists are reviewed to assess fairness in placement.

7. Describe actions taken to establish and oversee a minority outreach program within its jurisdiction to ensure inclusion, to the maximum extent possible, of minority and women, and entities owned by minorities and women, including without limitation, real estate firms, construction firms, appraisal firms, management firms, financial institutions, investment banking firms, underwriters, accountants, and providers of legal services, in all contracts, entered into by the participating jurisdiction with such persons or entities, public and private, in order to facilitate the activities of the participating jurisdiction to provide affordable housing under the HOME program or any other Federal housing law applicable to such jurisdiction

The City assures compliance with Sections 2-92-420 through 2-92-570 of the Chicago Municipal Code which authorizes a minority-owned business procurement program. Chicago's Minority and Women-owned Business (M/WBE) Procurement Program demonstrates the City's continued commitment to the success of minority- and women-owned businesses.

Located within the City's Department of Procurement Services, the program certifies minority and women business enterprises and carries out mandates of Equal Employment Opportunity and Affirmative Action requirements. To be certified, a business must be at least 51% owned and controlled by a minority or woman.

M/WBE participation is actively sought on all projects financed with City and/or Federal funds. Currently, over 2,300 M/WBEs are certified and listed in a searchable directory to enable prospective grantees to contact, request bids from and contract with certified businesses. The goal for MBE participation is 24% and the goal for WBE participation is 4%. The participation requirements apply to all phases of a development project, including pre-construction, construction and post-construction activities.

The City regularly reviews the M/WBE process and the effect of its utilization. In addition, the City monitors participation of minority and women contractors on assisted projects via the HOME Program Annual Performance Report submitted to HUD.

PROGRAM SPECIFIC REQUIREMENTS: HOPWA

HOPWA 91.220(I)(3)

1. ***One year goals for the number of households to be provided housing through the use of HOPWA activities for: short-term rent, mortgage, and utility assistance to prevent homelessness of the individual or family, tenant-based rental assistance, units provided in housing facilities that are being developed, leased, or operated***

The Chicago Department of Public Health (CDPH) administers HOPWA funds through its Division of STD/HIV/AIDS Public Policy and Programs (Division). Since 1993, the Division has served as the formula grantee for the Chicago Eligible Metropolitan Statistical Area (EMSA) which includes Cook, DeKalb, DuPage, Grundy, Kane, Kendall, McHenry and Will counties. The Division provides HOPWA funds to community-based organizations for operational support of community residences, housing information services, advocacy services and rental assistance. All services are provided to low-income individuals living with HIV/AIDS.

According to the Illinois Department of Public Health, there were 27,777 reported people living with HIV/AIDS in the EMSA as of November 2011. Approximately 78% of these individuals live in Chicago and 14% live in suburban Cook County. The majority of the remaining individuals live in DuPage and Will counties. Chicago's HIV infection prevalence rate of 756.5 per 100,000 people is nearly three times greater than the national rate of 276.5 per 100,000. The Division allocates HOPWA funding geographically in areas where the need is greatest and where the highest number of documented HIV/AIDS cases exist.

Studies have shown that homelessness is a risk factor for HIV and HIV is a risk factor for homelessness. The prevalence of HIV/AIDS is up to nine times higher among persons who are homeless or unstably housed compared with persons having stable and adequate housing. The need for stable and affordable housing is more urgent after becoming infected. Improved housing stability increases access to appropriate medical care and treatment which, in turn, reduces mortality.

However, affordable housing opportunities, both permanent and transitional, for persons living with HIV/AIDS and their families are limited in the EMSA. The Chicago Area AIDS Housing Plan noted that a minimum 10% annual increase in HIV/AIDS housing over the five year period may not be sufficient because of the significant need. Limited and shrinking funding resources for HIV/AIDS are the primary obstacles to addressing the unmet growing need.

The anticipated 2014 HOPWA funding allocations will support the following program categories:

Community Residence Operating Support

Serves low-income individuals and low-income families with at least one HIV-positive adult who are homeless or in imminent danger of becoming homeless. Facilities funded under this category may provide housing that is either transitional or permanent. Approximately \$3,000,000 will be allocated to help serve 469 people.

Rental Assistance

Provides short-term rent, mortgage and utility payments to prevent homelessness for a tenant or mortgage holder of the residence. Clients who participate in this program may be facing eviction, foreclosure or termination of utility service due to non-payment. Approximately \$1,900,000 will be allocated to help serve 186 people.

Housing Information Services

Assists people in finding safe, decent and affordable housing by identifying local housing resources. The services are provided by housing advocates that develop and maintain a comprehensive inventory of available housing units and build relationships with landlords in the private market for referral of HIV positive individuals seeking housing. Legal services are also available to persons facing eviction, housing discrimination or assist in gaining access to federal government benefits. Approximately \$1,000,000 will be allocated to help serve 774 people.

PROGRAM SPECIFIC REQUIREMENTS: ESG

ESG 91.220(I)(3)**1. Identify the written standards for providing ESG assistance in accordance with 24 CFR 576.400(e)(1) and (e)(3) CFG 576.400(e)(1):**

DFSS, through its contracting process, issues a scope of service for each program model. The scopes of service indicate required activities and standards for each program model and overall DFSS policies and procedures. Eligibility requirements for each type of service are also written in the Request For Proposal (RFP) and incorporate ESG criteria.

CFR 576.400(e)(3):**(e)(3)(1): Standard policies and procedures for evaluating individuals' and families' eligibility for assistance under ESG;**

1. All evaluations of eligibility for ESG assistance will begin with a basic Household Eligibility Assessment, to be conducted by shelters and interim housing agencies, prevention, and rapid re-housing programs. This assessment will determine income eligibility based on area median income, current living situation, and ability to obtain subsequent housing options without assistance.
2. All assessed households will affirm the information provided and authorize the sharing of information between agencies for coordination of referrals.

(e)(3)(2): Standards for targeting and providing essential services related to street outreach;

DFSS supports street outreach through the operation of a city-staffed homeless outreach team and with funding for delegate agency street outreach contracts. DFSS and street outreach providers have worked to establish targeting procedures and will continue to develop this area in 2014. Street outreach and essential services are targeted in the following way:

1. Response to 311, police, aldermanic, or other community concerns about well-being of individuals in specific geographic locations.
2. Through coordination with Chicago's Central Referral System for permanent supportive housing resources, focus on engaging individuals who have come up on the list to move in to housing. CRS targets highly vulnerable individuals through a score generated by the Vulnerability Index, an evidence-based tool that evaluates the likelihood of death without a housing intervention.
3. Delegate agencies conduct street outreach in geographic areas specified in scopes of service and provide ongoing essential services to those that they engage through that process.

(e)(3)(3): Policies and procedures for admission, diversion, referral and discharge by emergency shelters assisted under ESG, including standards regarding length of stay, if any, and safeguards to meet the safety and shelter needs of special populations, e.g., victims of domestic violence, dating violence, sexual assault, and stalking; and individuals and families who have the highest barriers to housing and are likely to be homeless the longest;

1. Entry into Chicago's emergency shelter system is a coordinated process that involves going to the nearest hospital, police station or DFSS service center and calling 311 for transportation assistance to a shelter with available beds. Shelters with available beds must admit individuals or families that request shelter.
2. Scopes of service with shelters include the provision that prohibits turnaways related to the age or gender of children. Shelters must also have standard voluntary and involuntary discharge procedures, which are reported on in the RFP process and reviewed by DFSS in monitoring reviews. DFSS, through its RFP, also issues standard shelter procedures that require sub-recipients to establish written policies and procedures and governs areas including administration, operations, facility requirements, personnel, health and safety, food service, coordination with DFSS.
3. Length of stay standards are established by the Program Models Chart of the Plan to End Homelessness. Emergency shelters have no length of stay requirements and interim shelters have a target of 120 days.

4. Chicago has three domestic violence shelters which are secure and unidentified locations. Assessment and services include safety planning and trauma-informed care, as well as legal assistance, and children's services.
5. In 2012, Chicago implemented a centralized access point for permanent supportive housing, which utilizes a Vulnerability Index to prioritize the most vulnerable individuals and families for housing. The tool incorporates barriers and length of homelessness as factors of vulnerability. DFSS scopes of services require shelters to utilize this application process to help individuals and families access permanent supportive housing.
6. Diversion strategies will be addressed as part of planning for coordinated access. The Chicago Continuum of Care (CoC) was awarded HUD technical assistance for this component and a representative steering committee began an aggressive coordinated access planning process in May 2013. Diversion is also goal for strengthening the crisis response system in Plan 2.0.

(e)(3)(4): Policies and procedures for assessing, prioritizing, and reassessing individuals' and families' needs for essential services related to emergency shelter;

Chicago's procedure for accessing emergency shelter involves going to the nearest hospital, police station or DFSS service center and calling 311 for transportation assistance to a shelter with available beds. The Emergency Services team operated by Catholic Charities manages the Shelter Clearinghouse, which provides daily bed availability reports from each DFSS-funded shelter. Emergency Services identifies available beds and transports individuals and families to shelter. Shelter is available on a first come first served basis and Emergency Services triages individual and family needs to match them with available shelter services that meet their needs. Shelter programs, as outlined in their scopes of service, are required to report bed counts daily to the Shelter Clearinghouse, conduct eligibility and service needs assessments, complete individual service plans and regularly assess progress on those plans to identify changing needs.

DFSS provides assistance to the Emergency Services team and shelter providers when there are not available beds to match a household's composition or service needs and during severe weather. In that capacity, DFSS contacts shelters that may be a better match or have the capacity to expand operations when additional beds are needed on a short-term basis.

(e)(3)(5): Policies and procedures for coordination among emergency shelter providers, essential services providers, homelessness prevention, and rapid re-housing assistance providers, other homeless assistance providers, and mainstream service and housing providers (see §576.400(b) and (c) for a list of programs with which ESG-funded activities must be coordinated and integrated to the maximum extent practicable);

1. DFSS and the CoC promote coordination among service providers in many ways. The scopes of services for emergency shelter, homelessness prevention, rapid re-housing and homeless assistance providers all require delegate agencies to perform the following activities:
 - Web-based housing assessment with within 1 week of program entry.
 - Assist clients in applying to the Central Referral System, a web-based application for coordinated access to permanent supportive housing resources in Chicago.
 - Perform benefits screening and linkage to mainstream resources
 - Perform employment assessment and provide linkage to services,
 - Provide and/or link to physical health assessment, psycho-social assessment, and mental health and/or substance abuse services as appropriate for all household members including children.
2. For rapid re-housing, shelter providers will be required to utilize a standardized triage tool to make referrals to this service and coordinate services with a rapid re-housing provider for households that will transition out of shelter through this resource.
3. DFSS coordinates the outreach and engagement activities of its delegate agencies and funds one delegate agency to coordinate the outreach to homeless individuals and families who are on the Central Referral System for permanent supportive housing. Outreach providers are required to help homeless individuals and families complete the CRS application, assist with securing the required documentation for the application process and provide follow-up after

move-in. Outreach scopes of service also require eligibility screenings for mainstream benefits, including SSI/SSDI through the SSI/SSDI Outreach, Access, and Recovery program.

4. DFSS promotes participation in the Chicago Alliance to End Homelessness commissions and committees, which is another area of coordination among providers.

(e)(3)(6): Policies and procedures for determining and prioritizing which eligible families and individuals will receive homelessness prevention assistance and which eligible families and individuals will receive rapid re-housing assistance; Homelessness Prevention policies and procedures, included in scopes of service, include the following:

1. The Homelessness Prevention Call Center (HPCC) is the primary point of entry for ESG homelessness prevention resources, and is also a way that people seeking eligibility and referral for rapid rehousing assistance can complete initial evaluation. HPCC fields a high volume of calls each year, nearly 70,000. Each call receives a screening and evaluation for eligibility and all information is entered into HMIS. HPCC makes electronic referrals through HMIS for continued case management.
2. The HPCC conducts initial evaluations and referrals to available prevention assistance. HPCC is Chicago’s prevention infrastructure to assess and refer for public and private resources, including the City of Chicago’s Rental Assistance Program, which provides short-term financial assistance to low-income individuals at risk of eviction and homelessness and which is funded through ESG. This assistance is administered by DFSS’s six Community Service Centers.
3. The established eligibility criteria for ESG prevention assistance administered by DFSS include includes imminent risk of homelessness, income below 30% AMI and ability maintain rent payment after assistance ends. The program offers a one-time grant up to \$900 to cover one month’s rent.

Rapid re-housing policies and procedures include the following:

1. All homeless households will be offered a rapid re-housing initial assessment.
2. Upon eligibility and documentation review, re-housing assistance will be targeted to persons who have a source of income or who are “bridging” to subsidized housing for which an application has been approved.
3. If a household has been awarded a rental subsidy (either scattered-site or project-based), documentation in the form of a letter from the housing provider will serve as evidence of ability to sustain housing after temporary rental assistance through ESG.
4. A standardized Service Assignment Assessment tool gathers income and employment history/prospect and informs who is prioritized for re-housing assistance.
5. The final prioritization of households assisted is made by the ESG provider.
6. Beyond targeting and making a common assessment tool available to the system with equal access, households are served on a first-come, first-served basis.

(e)(3)(7): Standards for determining what percentage or amount of rent and utilities costs each program participant must pay while receiving homelessness prevention or rapid re-housing assistance;

1. ESG financial assistance for rapid-rehousing is limited to no more than eight months of tenant-based rental assistance, plus security deposit, and utility deposit. Payment of utility arrearages will be paid on a case-by-case basis if no other resources are available. This is based on the median length of assistance for rapid rehousing assistance provided through the HPRP program.
2. In the first three months, the ESG program will pay up to the full cost (100%) of rent.
3. In the following three months, the ESG program will pay no more than 70% of the cost of rent.
4. In the final two-months of assistance (if that time frame is needed), no more than 50% of rent will be paid by the ESG program.

(e)(3)(8): Standards for determining how long a particular program participant will be provided with rental assistance and whether and how the amount of that assistance will be adjusted over time;

1. The Rapid Re-housing Partner Agency and household will come to agreement on the length of assistance needed based on a “Service Assignment Assessment” that captures income, debt, education and employment history, legal history and housing barriers. Each question is assigned a score and the final score will determine the recommended length of assistance.
2. The Service Assignment Assessment allows Rapid Re-housing sub-recipients the flexibility to recommend applicants who did not meet the points threshold based on information not collected by the tool. In this case, the recommendation must be approved by the System Coordinator.

(e)(3)(9): Standards for determining the type, amount, and duration of housing stabilization and/or relocation services to provide a program participant, including the limits, if any, on the homelessness prevention or rapid re-housing assistance that each program participant may receive, such as the maximum amount of assistance; maximum number of months the program participant may receive assistance; or the maximum number of times the program participant may receive assistance.

This ESG allocation will be limited to no more than eight months of tenant-based rental assistance, plus security deposit, and utility deposit. Payment of utility arrearages will be paid on a case-by-case basis if no other resources are available. This is based on the median length of assistance for rapid rehousing assistance provided through the HPRP program.

1. In the first three months, the ESG program will pay up to the full cost (100%) of rent.
2. In the following three months, the ESG program will pay no more than 70% of the cost of rent.
3. In the final two-months of assistance (if that time frame is needed), no more than 50% of rent will be paid by the ESG program.
4. It will be a standard policy that the assisted household saves funds while receiving ESG rental assistance to prepare for future assumption of full rental responsibility upon exit from the program.
5. Housing relocation and stabilization services will begin in the month prior to exit of homelessness and continue through the duration of the tenant-based rental assistance.
6. Housing relocation and stabilization services will also be offered, as needed, during the 3-month follow up after tenant-based rental assistance ends. Services will only be offered if the household is in crisis precipitating a loss of housing.
7. Chicago’s ESG Rapid Re-housing program uses a progressive engagement approach and will offer the least amount of assistance a household needs to gain housing stability. Although the Service Assignment Assessment projects the length of time a household is likely to need, households will only be approved for an initial three month period. Continued need for financial and service assistance beyond three months will be evaluated with a recertification assessment one month prior to the end of the three month period. Households will not qualify for extended assistance if they meet any of the following criteria at the time of recertification:
 - Household income is 31% AMI or higher
 - Household’s rent-to-income ratio is 40% or lower
 - Household has achieved all housing stability plan goals
 - Household has identified other financial resources to maintain housing
 - Household has identified other housing options

Households may only be recertified for an additional three months at a time. A recertification assessment is required for each extension.

2. *If the CoC for the jurisdiction’s area has established a centralized or coordinated assessment system that meets HUD requirements, describe the centralized or coordinated assessment system and the requirements for using the system, including the exception for victim service providers, are set forth under §576.400(d)*

The Chicago CoC is receiving HUD-funded technical assistance to plan the development of a coordinated access system. A diverse steering committee began working with the technical assistance team in May of 2013.

3. *Identify the process for making subawards and a description of how the jurisdiction intends to make its allocation available to private nonprofit organizations (including community and faith-based organizations), and in the case of urban counties, funding to participating units of local government.*
 1. DFSS issues a request for proposal at a minimum of every two years for all of its homeless services, including those funded through ESG and CDBG. These services include emergency and interim shelter, outreach and engagement and specialized mental health and substance abuse services. DFSS recently issued a RFP for its first ESG rapid re-housing project. Applications are evaluated by a committee of DFSS staff and external partners who are local experts on these program areas. DFSS utilizes standard selection criteria in its RFPs.
 2. Grants are awarded for a one-year period, with option to extend for up to two years. The extension option is contingent upon successful performance of the program and services provided, and upon availability of funds.
 3. DFSS advertises funding opportunities through local newspapers, notices to CoC members through the Chicago Alliance to End Homelessness, and posting on the DFSS website.
4. *If the jurisdiction is unable to meet the homeless participation requirement in 24 CFR 576.405(a), specify its plan for reaching out to and consulting with homeless or formerly homeless individuals in considering and making policies and decisions regarding any facilities or services that receive funding under ESG.*
 1. The City of Chicago distributes the annual action plan and any substantial amendments to the Chicago Planning Council on Homelessness. Six members of the Chicago Planning Council on Homelessness are formerly homeless consumers. The Chicago Alliance to End Homelessness also distributes the action plan and substantial amendments to its nearly 600 members and stakeholders, which includes a substantial number of current and formerly homeless consumers. Comments are solicited through the public comment process noted in the Action Plan.
 2. In its next round of RFPs, DFSS intends to begin including formerly homeless individuals on its RFP review committees.
5. *Describe the performance standards for evaluating ESG activities*

Performance measures for ESG activities by program model include the following:

Outreach and Engagement

90 % of Households accept one or more basic assistance services.

75 % of Households connect to community-based case management, housing or other appropriate situation/settings (i.e. hospital, family reunification).

___ % of Households complete PSH application on the CRS (Varies depending on program design and target population)

___ % households successfully housed (Varies depending on program design and target population)

Emergency Shelter

100 % of Households will attain their basic needs for shelter, food and safety

100 % of Households will be screened for housing options (Housing Options Screening Tool) either through direct service or referral

50 % of Households will be connected to supportive services

20 % of Households will obtain more stable housing

Overnight, low threshold, low-demand shelter for youth

100 % of Households will attain their basic needs for shelter, food and safety

100 % of Households will be screened for housing options (Housing Options Screening Tool) either through direct service or referral

50 % of Households will be connected to supportive services

20 % of Households will obtain more stable housing
Interim Housing

30 % of Household departures placed in permanent, stable housing are made within 120 Days

50 % of Household departures placed in permanent, stable housing are made within 180 days

__ % of Households remain housed for six (6) months (Varies depending on program design and target population)

50 % of Households exit with a documented income through benefits, employment, education or training

5 % of Households at most depart interim program to another homeless location

Homeless Prevention

100 % of Households receive crisis assessment

85 % of Households maintain permanent housing for six months

90 % of Households experiencing crisis will be stabilized

Rapid re-housing

50% of households served will move into housing within 30 days of referral

The remaining 50% of households served will move into housing within 60 days of referral

55% of household will exit to permanent destinations.

80% of household exiting to permanent destinations will remain in the same housing at 3 and 6 month follow-up

70% of household will not return to homelessness in the following 12 months

75% of household will maintain or increase incomes.

6. *Describe the consultation with each CoC that serves the jurisdiction in:*

Determining how to allocate ESG funds for each program year:

1. Chicago's original Ten-Year Plan to End Homelessness and recently updated Plan 2.0 was developed by the Continuum of Care, Planning Council and DFSS. DFSS established funding priorities that align with the priorities of this community plan.

2. In 2012, the City of Chicago created an ESG Advisory Committee in partnership with the Chicago Alliance to End Homelessness, the lead agency for Chicago's Continuum of Care, in developing the City's plan for ESG rapid re-housing and prevention priorities. This committee assisted the City in determining how to allocate ESG funds for eligible activities and developing the performance standards for activities funded under ESG by jointly reviewing an analysis of data regarding Chicago's implementation of the Homelessness Prevention and Rapid Re-housing Program (HPRP) conducted by the Corporation for Supportive Housing. The ESG Advisory Committee will periodically review the progress and outcomes of this program.
3. DFSS consults with CAEH when changes in ESG funding require changes to the action plan.

Developing the performance standards for, and evaluating the outcomes of, projects and activities assisted by ESG funds;

DFSS, with the CoC, have established standard performance measures for the program models consistent with the Plan to End Homelessness (inclusive of ESG –funded models). These performance standards are reviewed and approved by the Chicago Planning Council on Homelessness, the public-private body that oversees HUD McKinney-Vento funding for Chicago. Outcomes are evaluated by DFSS through quarterly reports from each delegate agency and the Chicago Alliance to End Homelessness, as the HMIS administrator and lead CoC agency, reviews HMIS data quality performance. In 2013, the CoC began a system performance planning process which will result in reports via HMIS, which will include ESG delegate agencies, and will be evaluated by DFSS, the CoC, and Planning Council.

Developing funding, policies, and procedures for the administration and operation of the Homeless Management Information System (HMIS).

The development of funding, policies and procedures for the administration and operation of HMIS is a function of the Chicago Planning Council on Homelessness, which includes representatives from the City of Chicago. The HMIS Committee of the Planning Council develops and updates standard operating procedures for HMIS, the data quality review process, and training and implementation needs, which are reviewed and approved by the full Planning Council. The Chicago Alliance to End Homelessness administers Chicago's HMIS, utilizing the policies and procedures established by the Planning Council. Chicago recently received HUD technical assistance for HMIS. As such, the Chicago Alliance and the Planning Council have worked closely through this process to update policies and procedures, training plans and infrastructure needs for HMIS and increase funding. Chicago was awarded funding for a new HMIS project through reallocation in the 2013 CoC Application.

GENERAL REQUIREMENTS

GENERAL REQUIREMENTS

MONITORING 91.230

Describe the standards and procedures the jurisdiction will use to monitor its housing and community development projects and ensure long-term compliance with program requirements and comprehensive planning requirements.

Programmatic and Fiscal Monitoring

Each City department allocates the resources received in accordance with the approved uses of the funds. Contracts, agreements and loan documents with program participants incorporate the services and activities to be completed, the compliance requirements, and the specific conditions under which funds may be released.

Within each department, designated staff are responsible for monitoring compliance with applicable federal, state and city regulations. These monitoring activities include but are not limited to the following tasks: 1) review of a sub-recipient's capacity to complete the activities identified; 2) loan underwriting to determine eligible and reasonable costs; 3) pre-construction conferences with developers and contractors; 4) on-site construction inspections; and 5) verification and certification of initial occupancy (income, assets, rent levels, etc.).

LEAD-BASED PAINT 91.215 (I)

Describe the jurisdiction's plan to evaluate and reduce lead-based paint hazards and describe how lead-based paint hazards will be integrated into housing policies and program, and how the plan for the reduction of lead-based hazards is related to the extent of lead poisoning and hazards.

Interdepartmental Coordination

The City provides a comprehensive continuum of services for evaluating and addressing lead hazards. Chicago's strategy draws on the expertise of multiple City departments under the lead of DPH, including DPD, DOB, DFSS, OBM, Procurement Services and the Department of Law. DPH conducts environmental inspections of housing units. The inspection is triggered by the identification of a child with an elevated blood lead level or by referral from DOB inspectors that identify chipping or peeling paint at an address with young children. Once lead paint is identified in a unit, owners and tenants are notified about the risks and provided with appropriate informational material. DPD and DPH work together in coordinating the use of abatement funds and emergency rehabilitation funds to remediate serious instances of lead poisoning.

The Law Department assists DPH in enforcing Chicago Municipal Code 7-4 on lead-bearing substances. Lastly, the City may enforce a receivership in the most serious cases of lead poisoning or in cases where all other enforcement efforts have failed.

Public Information and Education

DPH educators conduct in-services training on lead poisoning prevention at numerous parent groups, child care programs and community agencies. The department also trains City staff and community service providers on lead-safe work practices and federal requirements. Additional educational outreach is conducted through the media.

Chicago Lead-Safe Housing Initiative

DPH receives an annual allocation of the federal Lead Hazard Reduction Demonstration Grant to help eliminate lead hazards in low-income housing and provide training and support to parents, homeowners and landlords. In 2014, DPH anticipates receiving \$2.7M which will be used to abate approximately 250 homes or small apartment building units.

DPH partners with non-profit agencies to process grant applications and qualify applicant owners. Lead inspectors perform site visits to test the amount of lead hazard present and determine the scope of abatement work needed. Bids to complete the abatement are taken from licensed lead abatement contractors and the work is monitored by a DPH program inspector to verify abatement standards have been met.

INSTITUTIONAL STRUCTURE 91.215(K)

Provide a concise summary of the institutional structure through which the jurisdiction will carry out its consolidated plan, including private industry, non-profit organizations, community and faith-based organizations, and public institutions [placeholder]

The plans and strategies of this Action Plan and the Five-Year Consolidated Plan are important and challenging. It is only through the commitment, resources, and talent of a vast array of partners— the public sector, the private market, and the nonprofit community—that Chicago has the confidence to set and meet these goals to address community needs. Working with these partners, the City of Chicago has developed an institutional structure to enhance the coordination between public and private housing, health and social service agencies, and to encourage public housing residents to become more involved in management and participate in homeownership.

Providing the full range of needed services for homeless and low-income populations requires intense cooperation among public, private, and not-for profit agencies, along with the effective leveraging of limited resources. The City of Chicago is very proactive in this area and has built strong partnerships both interdepartmentally and inter-governmentally, as well as with numerous organizations in the other sectors.

Some examples of the various partnerships are highlighted below. The first section discusses the strengths of the existing structure and coordination efforts. The second section addresses the barriers that the various departments and groups face and describe the efforts taken to overcome these barriers.

STRENGTHS OF INSTITUTIONAL STRUCTURE AND COORDINATION

Departments of Family and Support Services (DFSS) and Planning and Development (DPD)

Particularly in regard to the provision of human-services, there is a great degree of public and private cooperation in Chicago, essential in order to serve the varied needs of the City's low-income population. DFSS has formed and participates in numerous partnerships to provide comprehensive services to families who have multiple problems requiring services from more than one agency, and to allow DFSS and other organizations to maximize resources and avoid unnecessary duplication of services. DFSS staff members serve on many advisory councils and boards where information about social services is discussed.

DPD's success is due to the relationships and partnerships formed over many years in the field of affordable housing. Chicago is fortunate to have a network of private and non-profit developers. Many of these are community-based, knowledgeable regarding local market trends and conditions, sophisticated in their operations and have sufficient capacity to provide for the construction and rehabilitation of thousands of units of affordable housing each year. DPD works to maximize the effectiveness of these relationships through initiatives such as the Neighborhood Lending Program (NLP) and the Troubled Buildings Initiative (TBI). Through NLP, the DPD partners with the Neighborhood Housing Services (NHS) of Chicago to leverage some \$30 million annually in private lending capital to preserve and expand homeowner-ship opportunities for working families. Under TBI, DPD works with NHS and the Community Investment Corporation to preserve deteriorated or abandoned buildings as affordable housing.

DPD's housing production initiatives, whether new construction or rehabilitation, require multiple layers of government working together. Strong relationships exist between DPD and other City departments—including Law, Business Affairs and Consumer Protection (BACP), Office of Budget and Management (OBM), DFSS, Mayor's Office for People with Disabilities, and Department of Public Health—to identify and coordinate these resources.

BARRIERS TO INSTITUTIONAL STRUCTURE AND COORDINATION AND EFFORTS TO OVERCOME THESE BARRIERS

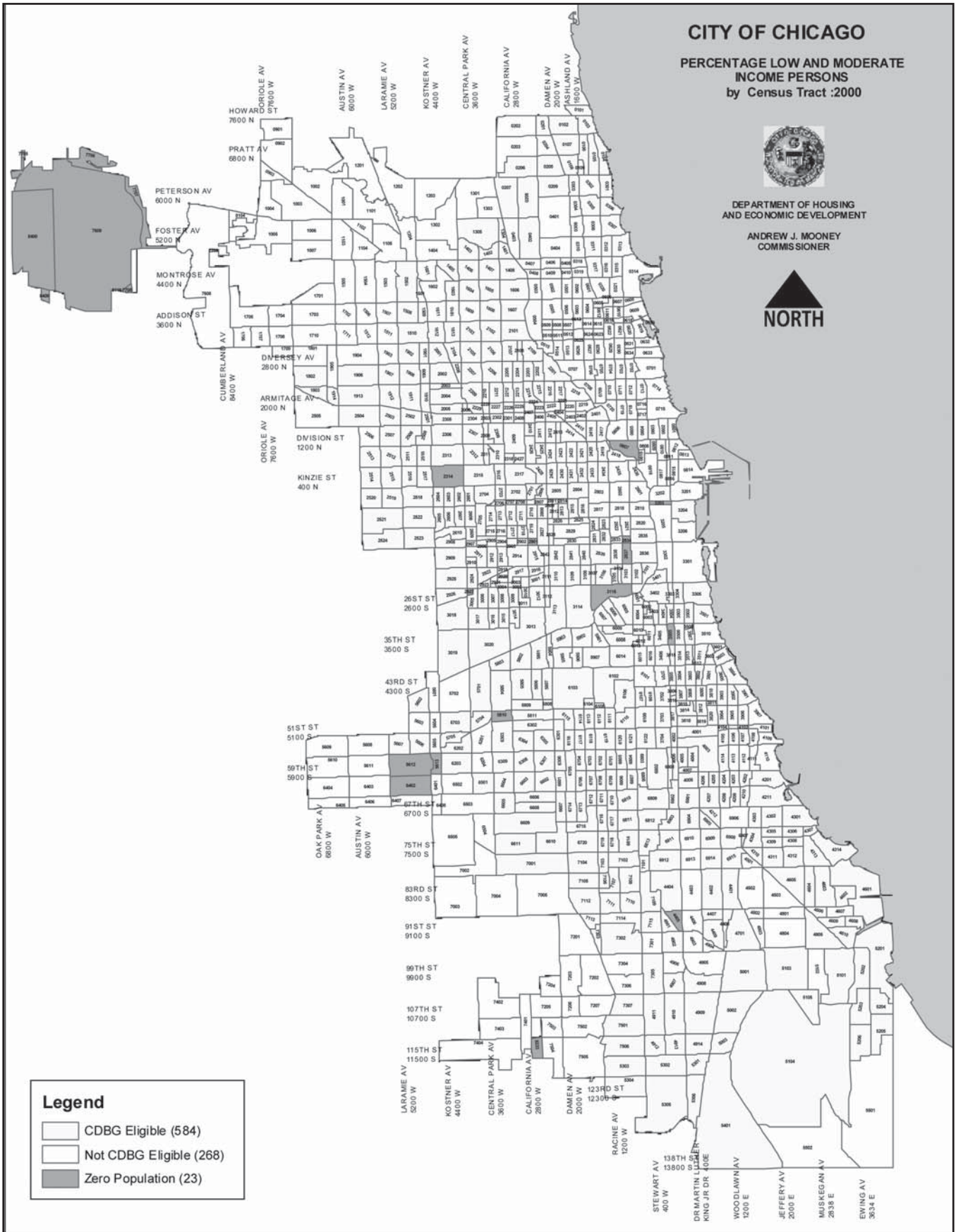
Preservation Compact

With the MacArthur Foundation, the Urban Land Institute and other public, private and Non-profit organizations the City formed the Preservation Compact, which will pool money and expertise towards the goal of preserving 75,000 affordable apartments in Chicago and Cook County by 2020.

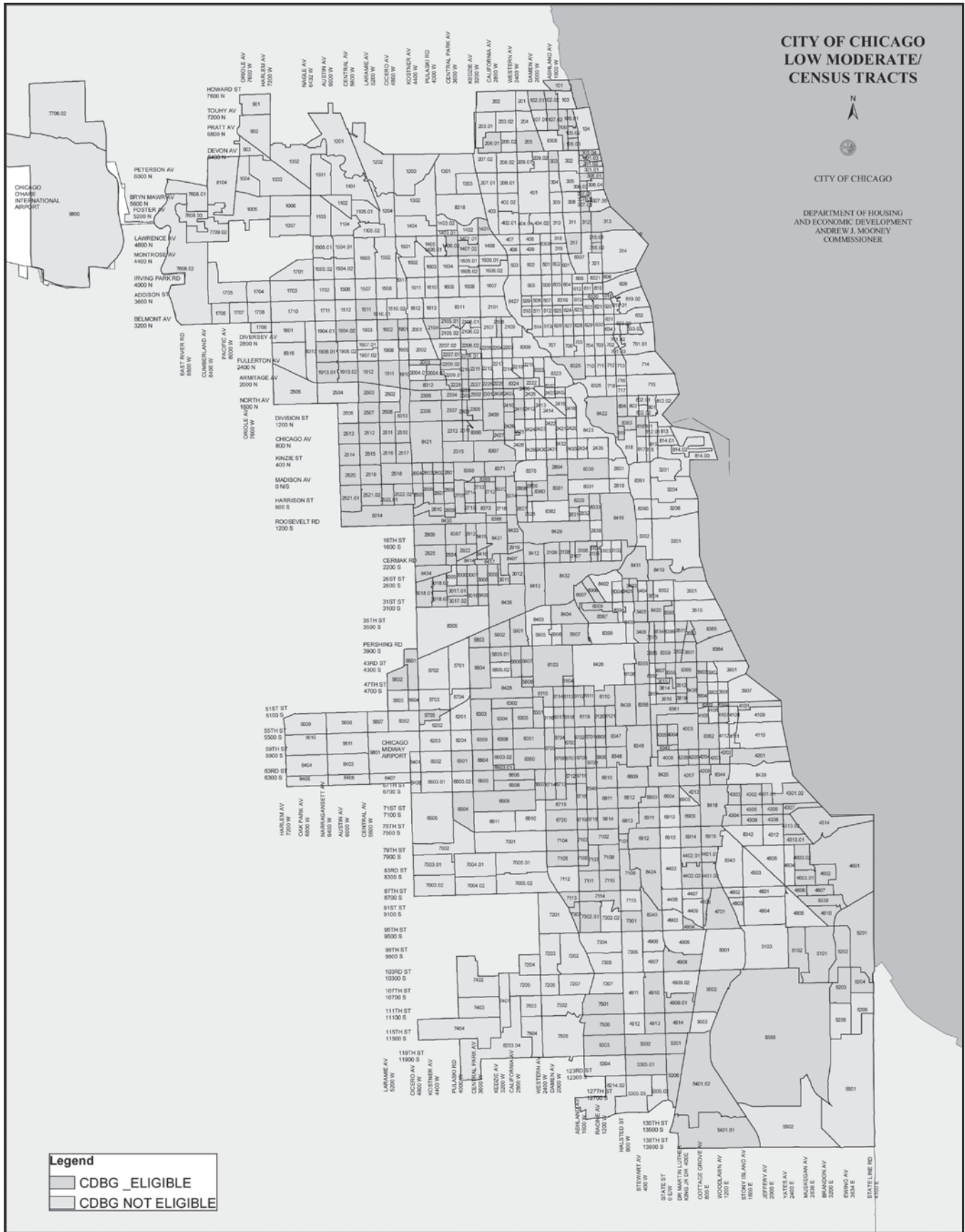
Affordable Rents Ordinance (ARO)

The City of Chicago's ARO requires residential developments that receive city financial assistance or involve city-owned land to provide a percentage of units at affordable prices. The ordinance applies to residential developments of 10 or more units and requires that developers provide 10 percent of their units at affordable prices. The ordinance also applies if a zoning change is granted that increases project density or allows a residential use not previously allowed or the development is a "planned development" within the downtown area. Units built under ARO are required to remain affordable over time. Some units will have recapture mortgages to regulate the long-term affordability. At the time of purchase, the City records a 30-year lien for the difference between the unit's market price and its affordable price. Other units will be targeted for the Chicago Community Land Trust (CCLT). These units will have a 99-year restrictive covenant with a maximum resale price. The maximum resale price will be the original purchase price plus a percentage of the market appreciation, and in most cases will be a below market price.

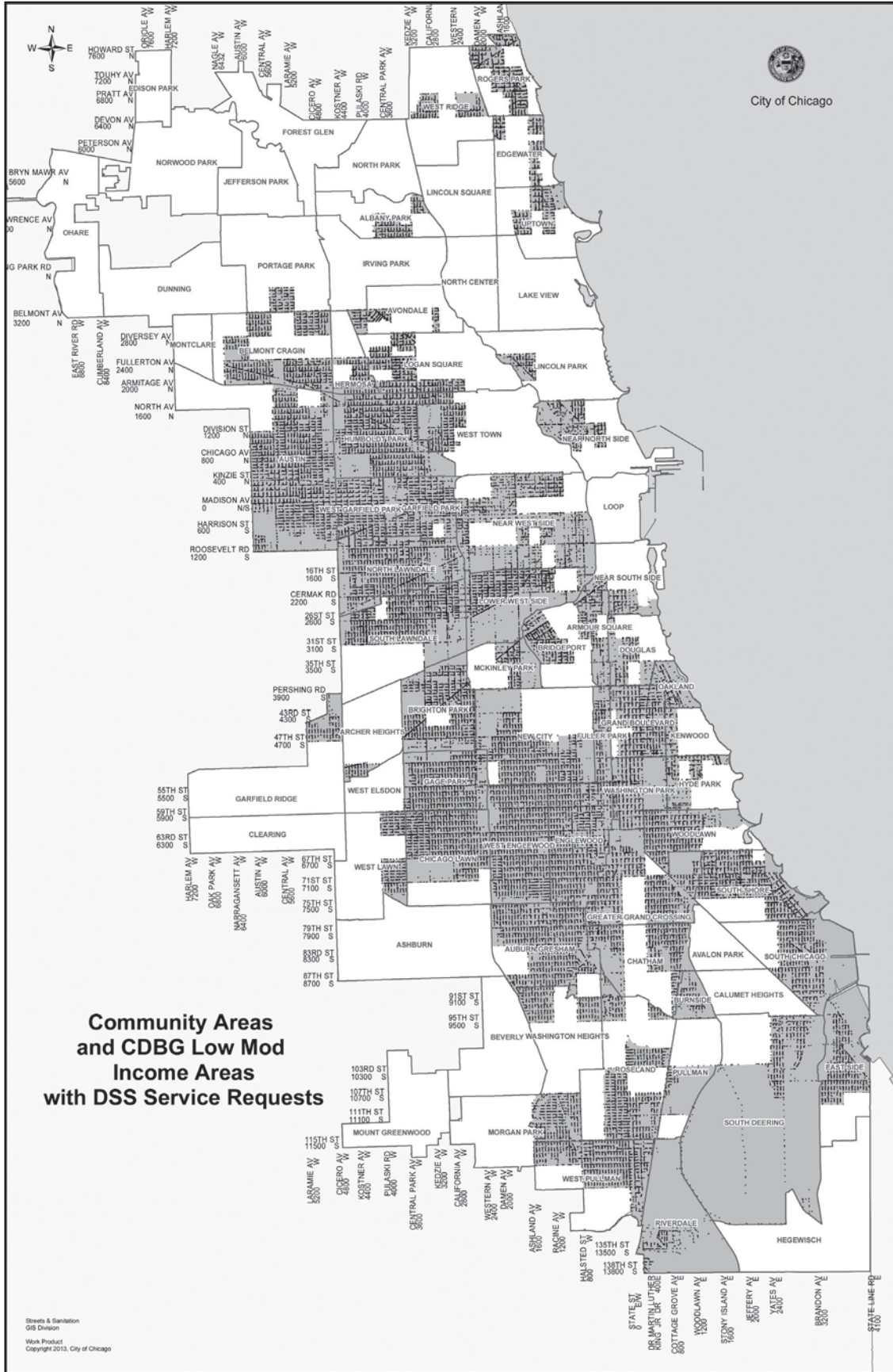
2014 BUDGET DRAFT ACTION PLAN

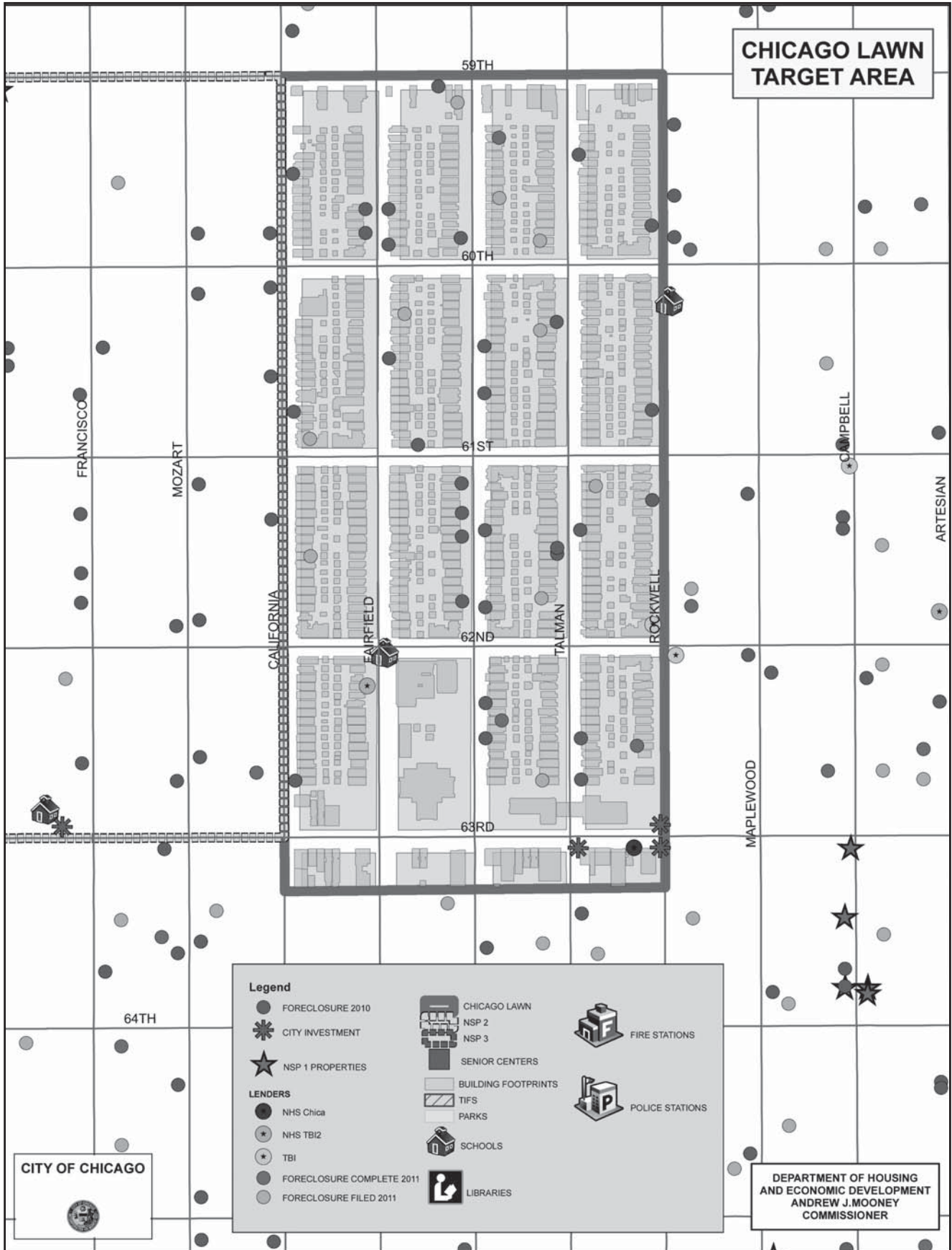


2014 BUDGET DRAFT ACTION PLAN

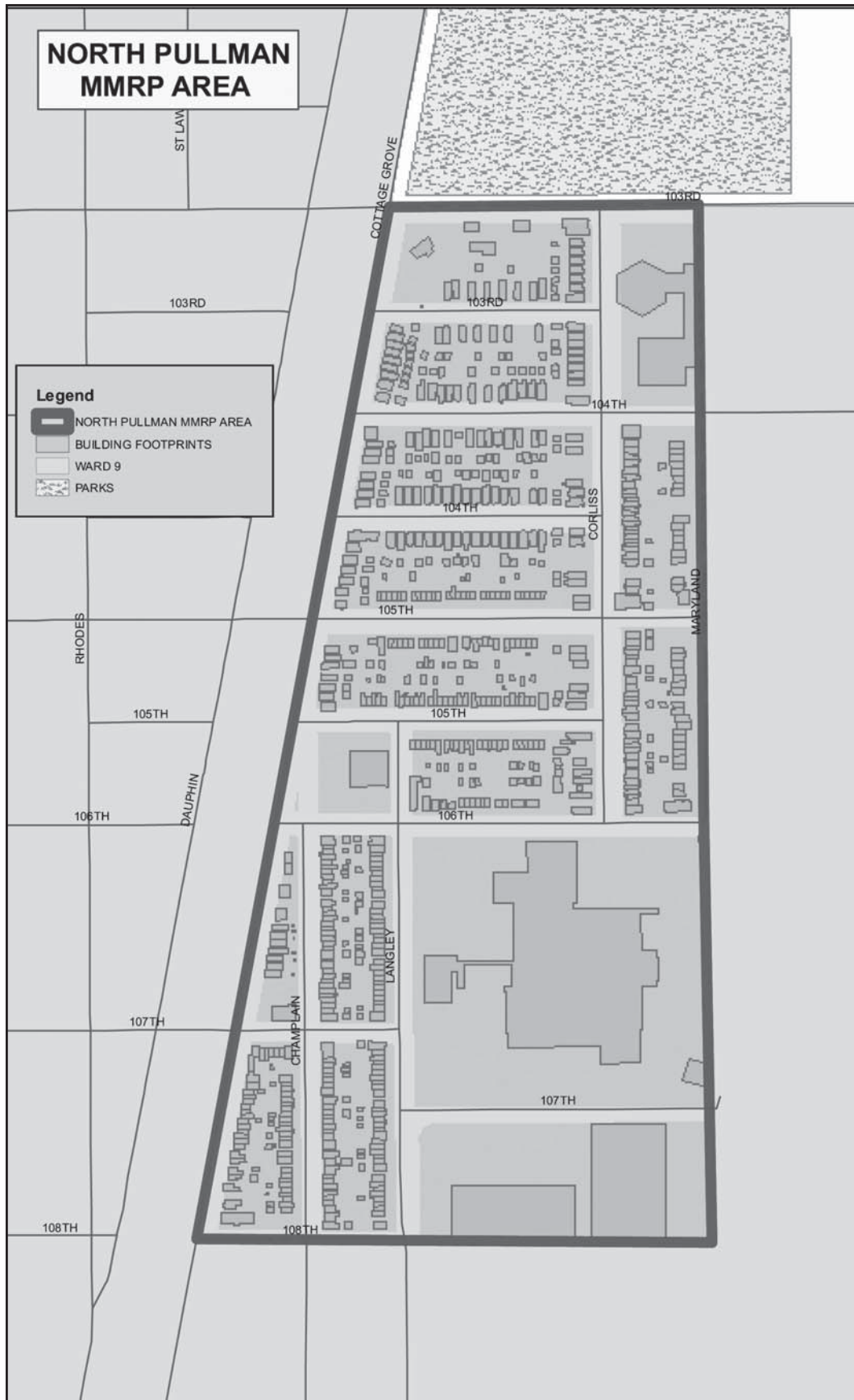


2014 BUDGET DRAFT ACTION PLAN









CITY OF CHICAGO

Community Development Block Grant Budget Recommendations

As submitted to the City Council by Mayor Rahm Emanuel

Community Development Block Grant Year XL Fund

ESTIMATES OF COMMUNITY DEVELOPMENT BLOCK GRANT FUNDING
FOR YEAR 2014 - JANUARY 1, THROUGH DECEMBER 31, 2014

Community Development Block Grant Entitlement	73,835,000
Reallocation of Unspent Community Development Block Grant Funds from Prior Years	19,383,500
Heat Receivership Income	200,000
Revenue Mental Health Clinics	32,000
Contributions	17,000
Revenue from Loan Repayments	1,200,000
Troubled Buildings Condominium - CDBG-R	1,025,000
Troubled Buildings Initiative	875,000
Building Board-Ups	100,000
Multi-Housing Application Fees	4,500
Total Estimates	\$ 96,672,000

***Note:** The objects and purposes for which appropriations have been made are designated in the Ordinance by asterisk.

**OFFICE OF BUDGET AND MANAGEMENT
Administration and Monitoring**

005/1005		Amounts
<u>Code</u>		<u>Appropriated</u>
.0005	Salaries and Wages - on Payroll	464,596
.0015	Schedule Salary Adjustments	4,809
.0039	For the Employment of Students as Trainees	10,000
.0044	Fringe Benefits	173,105
* 2505 .0000	Personnel Services	652,510
.0130	Postage	3,700
.0138	For Professional Services for Information Technology Maintenance For Professional and Technical Services and Other Third Party Benefit	4,072
.0140	Agreements	596,588
.0152	Advertising	5,000
.0157	Rental of Equipment and Services	17,000
.0159	Lease Purchase Agreements for Equipment and Machinery	8,600
.0169	Technical Meeting Costs	2,408
.0181	Mobile Communication Services	927
.0190	Telephone - Centrex Billing	1,665
* 2505 .0100	Contractual Services	639,960
.0245	Reimbursement to Travelers	3,000
.0270	Local Transportation	3,000
* 2505 .0200	Travel	6,000
.0348	Books and Related Material	1,630
.0350	Stationery and Office Supplies	3,500
* 2505 .0300	Commodities and Materials	5,130
.9157	For Repayment of Section 108 Loan	2,306,631
* 2505 .9100	Specific Purpose - as Specified	2,306,631
.9438	For Services Provided by the Department of Fleet and Facilities Management	20,000
* 2505 .9400	Specific Purpose - General	20,000
	*BUDGET LEVEL TOTAL	\$ 3,630,231

Community Development Block Grant Year XL Fund

**OFFICE OF BUDGET AND MANAGEMENT
Administration and Monitoring**

Positions and Salaries

<u>Code</u>	<u>Positions</u>	<u>No.</u>	<u>Rate</u>
	3505 Administration and Monitoring		
1981	Coordinator of Economic Development	1	84,780
1302	Administrative Services Officer II	1	80,916
1105	Senior Budget Analyst	1	80,256
0366	Staff Assistant - Excluded	1	64,152
0323	Administrative Assistant III - Excluded	1	60,408
0306	Assistant Director	1	96,456
	Schedule Salary Adjustments		4,809
	SECTION TOTAL	6	471,777
	DIVISION TOTAL	6	471,777
	LESS TURNOVER		2,372
	TOTAL	\$	469,405

**DEPARTMENT OF FINANCE
Accounting and Financial Reporting**

027/1005		Amounts	
<u>Code</u>		<u>Appropriated</u>	
.0005	Salaries and Wages - on Payroll	707,905	
.0015	Schedule Salary Adjustments	5,388	
.0038	Work Study/Co-Op Education	20,000	
.0039	For the Employment of Students as Trainees	20,000	
.0044	Fringe Benefits	270,219	
* 2512 .0000	Personnel Services	1,023,512	
	For Professional and Technical Services and Other Third Party Benefit		
.0140	Agreements	81,113	
.0142	Accounting and Auditing	345,000	
* 2512 .0100	Contractual Services	426,113	
.0348	Books and Related Material	1,400	
* 2512 .0300	Commodities and Materials	1,400	
*BUDGET LEVEL TOTAL		\$ 1,451,025	
Positions and Salaries			
<u>Code</u>	<u>Positions</u>	<u>No.</u>	<u>Rate</u>
3512 Grant and Project Accounting			
4512 Fiscal Management, Accounting and Auditing Services			
1143	Operations Analyst	1	69,300
0665	Senior Data Entry Operator	1	55,212
0187	Director of Accounting	1	99,108
0120	Supervisor of Accounting	1	95,832
0105	Assistant Comptroller	1	104,064
0104	Accountant IV	1	86,532
0104	Accountant IV	1	65,424
0103	Accountant III	1	59,268
0101	Accountant I	1	48,828
	Schedule Salary Adjustments		4,284
SUB-SECTION TOTAL		9	687,852
SECTION TOTAL		9	687,852
3515 Internal Audit			
0303	Administrative Assistant III	1	45,372
	Schedule Salary Adjustments		1,104
SECTION TOTAL		1	46,476
DIVISION TOTAL		10	734,328
LESS TURNOVER			21,035
TOTAL		\$	713,293

Community Development Block Grant Year XL Fund

**DEPARTMENT OF LAW
Code Enforcement**

031/1005		Amounts
<u>Code</u>		<u>Appropriated</u>
.0005	Salaries and Wages - on Payroll	1,280,239
.0015	Schedule Salary Adjustments	2,496
.0020	Overtime	5,760
.0044	Fringe Benefits	484,271
* 2515 .0000	Personnel Services	1,772,766
.0130	Postage	4,858
	For Professional and Technical Services and Other Third Party Benefit	
.0140	Agreements	17,371
.0178	Freight and Express Charges	174
* 2515 .0100	Contractual Services	22,403
.0245	Reimbursement to Travelers	868
.0270	Local Transportation	3,015
* 2515 .0200	Travel	3,883
*BUDGET LEVEL TOTAL		\$ 1,799,052

<u>Code</u>		<u>Positions</u>	Positions and Salaries	
			<u>No.</u>	<u>Rate</u>
		3515 Code Enforcement		
1692	Court File Clerk		1	55,212
1692	Court File Clerk		1	52,740
1643	Assistant Corporation Counsel		1	70,380
1643	Assistant Corporation Counsel		1	66,960
1643	Assistant Corporation Counsel		1	61,980
1643	Assistant Corporation Counsel		2	60,324
1643	Assistant Corporation Counsel		3	57,192
1641	Assistant Corporation Counsel Supervisor - Senior		1	107,748
1641	Assistant Corporation Counsel Supervisor - Senior		1	92,676
1617	Paralegal II		1	66,492
0437	Supervising Clerk - Excluded		1	67,224
0432	Supervising Clerk		1	63,456
0431	Clerk IV		2	63,456
0308	Staff Assistant		1	71,796
0302	Administrative Assistant II		1	57,828
0302	Administrative Assistant II		1	52,740
	Schedule Salary Adjustments			2,496
SECTION TOTAL			20	1,308,864
DIVISION TOTAL			20	1,308,864
LESS TURNOVER				26,129
TOTAL			\$	1,282,735

**DEPARTMENT OF FLEET AND FACILITY MANAGEMENT
Environmental Review**

038/1005		Amounts	
<u>Code</u>		<u>Appropriated</u>	
.0005	Salaries and Wages - on Payroll	97,655	
.0044	Fringe Benefits	36,940	
* 2505 .0000	Personnel Services	134,595	
	*BUDGET LEVEL TOTAL	\$ 134,595	
	Positions and Salaries		
<u>Code</u>	<u>Positions</u>	<u>No.</u>	<u>Rate</u>
	3525 Environmental Review		
2073	Environmental Engineer III	1	99,648
	SECTION TOTAL	1	99,648
	DIVISION TOTAL	1	99,648
	LESS TURNOVER		1,993
	TOTAL	\$	97,655

Community Development Block Grant Year XL Fund

DEPARTMENT OF PUBLIC HEALTH
Planning and Administration

<u>Code</u>		<u>Amounts</u>
		<u>Appropriated</u>
041/1005		
	.0091 Uniform Allowance	1,200
* 2505	.0000 Personnel Services	1,200
	.9651 To Reimburse Corporate Fund	1,765,170
* 2505	.9600 Reimbursements	1,765,170
	*BUDGET LEVEL TOTAL	\$ 1,766,370

**DEPARTMENT OF PUBLIC HEALTH
Lead Poisoning Prevention**

041/1005		Amounts
<u>Code</u>		<u>Appropriated</u>
.0005	Salaries and Wages - on Payroll	1,981,803
.0015	Schedule Salary Adjustments	10,131
.0044	Fringe Benefits	757,780
.0091	Uniform Allowance	1,200
* 2555 .0000	Personnel Services	2,750,914
.0229	Transportation and Expense Allowance	14,916
* 2555 .0200	Travel	14,916
*BUDGET LEVEL TOTAL		\$ 2,765,830

<u>Code</u>	<u>Positions</u>	<u>Positions and Salaries</u>	
		<u>No.</u>	<u>Rate</u>
3555	Lead Paint Identification & Abatement		
3753	Public Health Nurse III	1	62,004
3752	Public Health Nurse II	1	96,300
3743	Public Health Aide	1	48,048
3743	Public Health Aide	1	31,308
3414	Epidemiologist II	1	75,768
2151	Supervising Building / Construction Inspector	1	126,420
2151	Supervising Building / Construction Inspector	1	120,708
2150	Building/Construction Inspector	4	110,004
2150	Building/Construction Inspector	1	105,024
2150	Building/Construction Inspector	6	100,284
0832	Personal Computer Operator II	1	50,280
0665	Senior Data Entry Operator	1	52,740
0665	Senior Data Entry Operator	1	48,048
0430	Clerk III	1	50,280
0415	Inquiry Aide III	1	34,380
0302	Administrative Assistant II	1	63,456
0302	Administrative Assistant II	1	37,704
	Schedule Salary Adjustments		10,131
SECTION TOTAL		25	2,054,319
DIVISION TOTAL		25	2,054,319
LESS TURNOVER			62,385
TOTAL			\$ 1,991,934

Community Development Block Grant Year XL Fund

**DEPARTMENT OF PUBLIC HEALTH
Family Violence Prevention Initiative**

041/1005		Amounts
<u>Code</u>		<u>Appropriated</u>
.0135	For Delegate Agencies	276,373
* 2565 .0100	Contractual Services	<u>276,373</u>
*BUDGET LEVEL TOTAL		\$ 276,373

Family Violence Prevention Initiative

ALBANY PARK COMMUNITY CENTER, INC. - LAWRENCE	30,000
ASIAN HUMAN SERVICES	30,000
CATHOLIC BISHOP OF CHICAGO - ST. PIUS V PARISH	31,702
CHILDREN'S HOME & AID SOCIETY OF ILLINOIS	31,390
ERIE NEIGHBORHOOD HOUSE	29,038
HEARTLAND HUMAN CARE SERVICES, INC.	31,208
SOUTH SIDE HELP CENTER	49,351
TAPROOTS, INC.	43,684
PROJECT TOTAL	276,373

**DEPARTMENT OF PUBLIC HEALTH
Primary Healthcare for the Homeless**

041/1005		Amounts
<u>Code</u>		<u>Appropriated</u>
.0135	For Delegate Agencies	96,858
* 2566 .0100	Contractual Services	96,858
	*BUDGET LEVEL TOTAL	\$ 96,858
CHRISTIAN COMMUNITY HEALTH CENTER		50,609
MCDERMOTT CENTER DBA HAYMARKET CENTER		46,249
PROJECT TOTAL		96,858

Community Development Block Grant Year XL Fund

**DEPARTMENT OF PUBLIC HEALTH
Community Engaged Care**

041/1005		Amounts
<u>Code</u>		<u>Appropriated</u>
.0005	Salaries and Wages - on Payroll	327,529
.0015	Schedule Salary Adjustments	1,523
.0044	Fringe Benefits	123,893
.0091	Uniform Allowance	1,200
* 2571 .0000	Personnel Services	454,145
.0125	Office and Building Services	450
.0130	Postage	500
	For Professional and Technical Services and Other Third Party Benefit	
.0140	Agreements	500,000
.0185	Waste Disposal Services	500
* 2571 .0100	Contractual Services	501,450
.0343	X-Ray Supplies	25,000
* 2571 .0300	Commodities and Materials	25,000
*BUDGET LEVEL TOTAL		\$ 980,595

		Positions and Salaries	
<u>Code</u>	<u>Positions</u>	<u>No.</u>	<u>Rate</u>
	3571 Community Engaged Care		
3751	Public Health Nurse I	1	87,372
3170	Director of Medical X-Ray Services	1	76,512
3169	Medical X-Ray Technologist	2	57,828
3169	Medical X-Ray Technologist	1	54,672
	Schedule Salary Adjustments		1,523
SECTION TOTAL		5	335,735
DIVISION TOTAL		5	335,735
LESS TURNOVER			6,683
TOTAL		\$	329,052

**DEPARTMENT OF PUBLIC HEALTH
High Risk Primary Health Care**

041/1005		Amounts
<u>Code</u>		<u>Appropriated</u>
.0135	For Delegate Agencies	720,296
* 2597 .0100	Contractual Services	720,296
	*BUDGET LEVEL TOTAL	\$ 720,296
HIV Prevention		
	HEKTOEN INSTITUTE FOR MEDICAL RESEARCH	57,857
	HOWARD AREA COMMUNITY CENTER	57,857
	HOWARD BROWN HEALTH CENTER	57,858
	PROLOGUE, INC.	57,857
	PUERTO RICAN CULTURAL CENTER-VIDA/SIDA	57,857
	SOUTH SIDE HELP CENTER	57,857
	THE NIGHT MINISTRY	57,857
HIV / AIDS Housing		
	ALEXIAN BROTHERS BONAVENTURE HOUSE	44,082
	CHICAGO HOUSE AND SOCIAL SERVICE AGENCY	96,600
	CHILDREN'S PLACE ASSOC. - W. AUGUSTA BLVD.	49,761
	EDGEALLIANCE	54,819
	HEARTLAND HUMAN CARE SERVICES, INC.	70,034
	PROJECT TOTAL	720,296

Community Development Block Grant Year XL Fund

**DEPARTMENT OF PUBLIC HEALTH
Mental Health Clinics**

This program will be funded with \$32,000 in revenue from mental health clinics. Expenditures will be limited to \$5,500,315 until revenues are received and allotted to the program. The allotment of the funds will be under the direction of the Budget Director.

041/1005		Amounts
<u>Code</u>		<u>Appropriated</u>
.0005	Salaries and Wages - on Payroll	3,919,777
.0015	Schedule Salary Adjustments	13,664
.0044	Fringe Benefits	1,476,394
* 2598 .0000	Personnel Services	5,409,835
	For Professional and Technical Services and Other Third Party Benefit	
.0140	Agreements	100,000
* 2598 .0100	Contractual Services	100,000
.0342	Drugs, Medicine and Chemical Materials	22,480
* 2598 .0300	Commodities and Materials	22,480
	*BUDGET LEVEL TOTAL	\$ 5,532,315
	*DEPARTMENT TOTAL	\$ 12,138,637

**DEPARTMENT OF PUBLIC HEALTH
Mental Health Clinics**

Positions and Salaries

<u>Code</u>	<u>Positions</u>	<u>No.</u>	<u>Rate</u>
	3576 Mental Health Clinics (Mhc)		
	4573 Englewood Mhc		
3384	Psychiatrist	1H	87,738
	SUB-SECTION TOTAL	1	182,478
	4574 North River Mhc		
3548	Psychologist	1	99,648
	SUB-SECTION TOTAL	1	99,648
	4576 Greater Lawn Mhc		
3548	Psychologist	1	99,648
	SUB-SECTION TOTAL	1	99,648
	SECTION TOTAL	3	381,774
	3577 Mental Health Clinics		
3754	Public Health Nurse IV	1	64,416
3566	Behavioral Health Assistant	1	63,456
3566	Behavioral Health Assistant	3	57,828
3566	Behavioral Health Assistant	2	55,212
3566	Behavioral Health Assistant	1	43,320
3548	Psychologist	1	99,648
3548	Psychologist	1	90,324
3534	Clinical Therapist III	20	91,224
3534	Clinical Therapist III	2	82,812
3534	Clinical Therapist III	3	65,424
1770	Program Coordinator	1	63,456
0665	Senior Data Entry Operator	1	57,828
0665	Senior Data Entry Operator	1	50,280
0665	Senior Data Entry Operator	1	34,380
0430	Clerk III	2	50,280
0430	Clerk III	1	45,828
0323	Administrative Assistant III - Excluded	1	60,408
0308	Staff Assistant	1	58,812
0303	Administrative Assistant III	1	76,428
0303	Administrative Assistant III	1	72,936
0303	Administrative Assistant III	2	45,372
0302	Administrative Assistant II	1	57,828
	Schedule Salary Adjustments		13,664
	SECTION TOTAL	49	3,614,600
	DIVISION TOTAL	52	3,996,374
	LESS TURNOVER		62,933
	TOTAL	\$	3,933,441
	DEPARTMENT TOTAL	82	6,386,428
	LESS TURNOVER		132,001
	TOTAL	\$	6,254,427

Community Development Block Grant Year XL Fund

**COMMISSION ON HUMAN RELATIONS
Education, Outreach & Intergroup Relations**

045/1005		Amounts
<u>Code</u>		<u>Appropriated</u>
.0005	Salaries and Wages - on Payroll	237,069
.0020	Overtime	500
.0044	Fringe Benefits	89,676
* 2505 .0000	Personnel Services	327,245
.0130	Postage	1,800
.0138	For Professional Services for Information Technology Maintenance	8,958
.0157	Rental of Equipment and Services	7,000
.0169	Technical Meeting Costs	3,280
* 2505 .0100	Contractual Services	21,038
.0229	Transportation and Expense Allowance	674
.0270	Local Transportation	1,200
* 2505 .0200	Travel	1,874
.0350	Stationery and Office Supplies	2,495
* 2505 .0300	Commodities and Materials	2,495
.9438	For Services Provided by the Department of Fleet and Facilities Management	9,955
* 2505 .9400	Specific Purpose - General	9,955
	*BUDGET LEVEL TOTAL	\$ 362,607

		Positions and Salaries	
<u>Code</u>	<u>Positions</u>	<u>No.</u>	<u>Rate</u>
	3505 Education, Outreach and Intergroup Relations		
3094	Human Relations Specialist II	1	76,428
3094	Human Relations Specialist II	1	69,648
3016	Director of Intergroup Relations and Outreach	1	95,832
	SECTION TOTAL	3	241,908
	DIVISION TOTAL	3	241,908
	LESS TURNOVER		4,839
	TOTAL		\$ 237,069

**COMMISSION ON HUMAN RELATIONS
Fair Housing**

045/1005		Amounts
<u>Code</u>		<u>Appropriated</u>
.0005	Salaries and Wages - on Payroll	392,620
.0015	Schedule Salary Adjustments	923
.0044	Fringe Benefits	148,515
* 2510 .0000	Personnel Services	542,058
.0130	Postage	1,800
	For Professional and Technical Services and Other Third Party Benefit	
.0140	Agreements	57,000
.0143	Court Reporting	12,500
.0157	Rental of Equipment and Services	3,800
.0166	Dues, Subscriptions and Memberships	1,770
.0190	Telephone - Centrex Billing	5,500
* 2510 .0100	Contractual Services	82,370
.0270	Local Transportation	250
* 2510 .0200	Travel	250
.0350	Stationery and Office Supplies	1,000
* 2510 .0300	Commodities and Materials	1,000
.9438	For Services Provided by the Department of Fleet and Facilities Management	500
* 2510 .9400	Specific Purpose - General	500
.9651	To Reimburse Corporate Fund	71,024
* 2510 .9600	Reimbursements	71,024
	*BUDGET LEVEL TOTAL	\$ 697,202
	*DEPARTMENT TOTAL	\$ 1,059,809

		Positions and Salaries	
<u>Code</u>	<u>Positions</u>	<u>No.</u>	<u>Rate</u>
	3510 Fair Housing		
3085	Human Relations Investigator II	2	83,640
3085	Human Relations Investigator II	1	79,212
3085	Human Relations Investigator II	1	59,268
3015	Director of Human Rights Compliance	1	94,872
	Schedule Salary Adjustments		923
	SECTION TOTAL	5	401,555
	DIVISION TOTAL	5	401,555
	LESS TURNOVER		8,012
	TOTAL		\$ 393,543
	DEPARTMENT TOTAL	8	643,463
	LESS TURNOVER		12,851
	TOTAL		\$ 630,612

Community Development Block Grant Year XL Fund

MAYOR'S OFFICE FOR PEOPLE WITH DISABILITIES

Administration

This program will be funded with \$17,000 in client contribution revenues. Expenditures will be limited to \$634,392 until revenues are received and allotted to the program. The allotment of the funds will be under the direction of the Budget Director.

048/1005		Amounts
<u>Code</u>		<u>Appropriated</u>
.0005	Salaries and Wages - on Payroll	299,574
.0015	Schedule Salary Adjustments	768
.0044	Fringe Benefits	113,319
* 2503 .0000	Personnel Services	413,661
.0138	For Professional Services for Information Technology Maintenance	14,116
* 2503 .0100	Contractual Services	14,116
.9651	To Reimburse Corporate Fund	223,615
* 2503 .9600	Reimbursements	223,615
*BUDGET LEVEL TOTAL		\$ 651,392

		Positions and Salaries	
<u>Code</u>	<u>Positions</u>	<u>No.</u>	<u>Rate</u>
3503 Administration			
9679	Deputy Commissioner	1	99,984
1302	Administrative Services Officer II	1	88,812
0419	Customer Account Representative	1	52,740
0366	Staff Assistant - Excluded	1	64,152
	Schedule Salary Adjustments		768
SECTION TOTAL		4	306,456
DIVISION TOTAL		4	306,456
LESS TURNOVER			6,114
TOTAL			\$ 300,342

**MAYOR'S OFFICE FOR PEOPLE WITH DISABILITIES
Disability Resources**

048/1005		Amounts
<u>Code</u>		<u>Appropriated</u>
.0005	Salaries and Wages - on Payroll	498,612
.0039	For the Employment of Students as Trainees	2,300
.0044	Fringe Benefits	188,608
* 2505 .0000	Personnel Services	689,520
.0130	Postage	2,000
	For Professional and Technical Services and Other Third Party Benefit	
.0140	Agreements	9,743
* 2505 .0100	Contractual Services	11,743
.0270	Local Transportation	480
* 2505 .0200	Travel	480
.0350	Stationery and Office Supplies	5,108
* 2505 .0300	Commodities and Materials	5,108
	*BUDGET LEVEL TOTAL	\$ 706,851

		Positions and Salaries	
<u>Code</u>	<u>Positions</u>	<u>No.</u>	<u>Rate</u>
	3505 Programs for the Physically Challenged		
3092	Program Director	1	106,884
3073	Disability Specialist II	3	76,524
3072	Disability Specialist III	1	80,256
3039	Assistant Specialist in Disability	1	57,828
3004	Personal Care Attendant II	1	34,248
	SECTION TOTAL	7	508,788
	DIVISION TOTAL	7	508,788
	LESS TURNOVER		10,176
	TOTAL		\$ 498,612

Community Development Block Grant Year XL Fund

**MAYOR'S OFFICE FOR PEOPLE WITH DISABILITIES
Independent Living for Disabled Persons**

048/1005		Amounts
<u>Code</u>		<u>Appropriated</u>
.0135	For Delegate Agencies	599,932
* 2510 .0100	Contractual Services	599,932
	*BUDGET LEVEL TOTAL	\$ 599,932
ACCESS LIVING OF METROPOLITAN CHICAGO		289,932
HELP AT HOME, INC.		150,000
SALVATION ARMY FAMILY & COMMUNITY SERVICES		160,000
PROJECT TOTAL		599,932

**MAYOR'S OFFICE FOR PEOPLE WITH DISABILITIES
Home Mod Program**

048/1005		Amounts
<u>Code</u>		<u>Appropriated</u>
.0005	Salaries and Wages - on Payroll	158,078
.0044	Fringe Benefits	59,795
* 2525 .0000	Personnel Services	217,873
.0135	For Delegate Agencies	750,000
* 2525 .0100	Contractual Services	750,000
	*BUDGET LEVEL TOTAL	\$ 967,873
	*DEPARTMENT TOTAL	\$ 2,926,048

		Positions and Salaries	
<u>Code</u>	<u>Positions</u>	<u>No.</u>	<u>Rate</u>
	3535 Home Mod		
3092	Program Director	1	84,780
3073	Disability Specialist II	1	76,524
	SECTION TOTAL	2	161,304
	DIVISION TOTAL	2	161,304
	LESS TURNOVER		3,226
	TOTAL		\$ 158,078
	DEPARTMENT TOTAL	13	976,548
	LESS TURNOVER		19,516
	TOTAL		\$ 957,032

EXTENDED HOME LIVING SERVICES, INC.	550,000
INDEPENDENT LIVING SOLUTIONS, INC.	200,000
PROJECT TOTAL	750,000

Community Development Block Grant Year XL Fund

**DEPARTMENT OF FAMILY AND SUPPORT SERVICES
Planning and Administration**

050/1005		Amounts	
<u>Code</u>		<u>Appropriated</u>	
.0005	Salaries and Wages - on Payroll	517,230	
.0015	Schedule Salary Adjustments	4,623	
.0044	Fringe Benefits	195,650	
* 2501 .0000	Personnel Services	717,503	
.0125	Office and Building Services	5,186	
.0130	Postage	900	
.0138	For Professional Services for Information Technology Maintenance For Professional and Technical Services and Other Third Party Benefit	103,011	
.0140	Agreements	74,845	
.0152	Advertising	1,883	
.0157	Rental of Equipment and Services	1,906	
.0159	Lease Purchase Agreements for Equipment and Machinery	55,314	
.0162	Repair/Maintenance of Equipment	2,510	
.0169	Technical Meeting Costs	4,054	
.0188	Vehicle Tracking Service	3,250	
.0190	Telephone - Centrex Billing	37,000	
.0197	Telephone - Maintenance and Repair of Equipment/Voicemail	15,000	
* 2501 .0100	Contractual Services	304,859	
.0270	Local Transportation	8,500	
* 2501 .0200	Travel	8,500	
.0340	Material and Supplies	17,354	
.0350	Stationery and Office Supplies	17,354	
* 2501 .0300	Commodities and Materials	34,708	
.9438	For Services Provided by the Department of Fleet and Facilities Management	13,148	
* 2501 .9400	Specific Purpose - General	13,148	
.9651	To Reimburse Corporate Fund	1,305,828	
* 2501 .9600	Reimbursements	1,305,828	
*BUDGET LEVEL TOTAL		\$ 2,384,546	
Positions and Salaries			
<u>Code</u>	<u>Positions</u>	<u>No.</u>	<u>Rate</u>
3501 Planning and Administration			
3092	Program Director	1	102,060
0194	Auditor IV	1	108,924
0193	Auditor III	1	91,224
0190	Accounting Technician II	1	57,828
0104	Accountant IV	1	91,224
0102	Accountant II	1	76,524
	Schedule Salary Adjustments		4,623
SECTION TOTAL		6	532,407
DIVISION TOTAL		6	532,407
LESS TURNOVER			10,554
TOTAL		\$	521,853

**DEPARTMENT OF FAMILY AND SUPPORT SERVICES
Human Services**

050/1005		Amounts	
<u>Code</u>		<u>Appropriated</u>	
.0005	Salaries and Wages - on Payroll	322,753	
.0044	Fringe Benefits	122,086	
* 2510 .0000	Personnel Services	444,839	
.0135	For Delegate Agencies	1,106,000	
* 2510 .0100	Contractual Services	1,106,000	
.9438	For Services Provided by the Department of Fleet and Facilities Management	84,712	
* 2510 .9400	Specific Purpose - General	84,712	
*BUDGET LEVEL TOTAL		\$ 1,635,551	
Positions and Salaries			
<u>Code</u>	<u>Positions</u>	<u>No.</u>	<u>Rate</u>
3520 Human Services Programs			
3858	Director/Community Liaison	1	86,796
2918	Chief Planning Analyst	1	80,256
0311	Projects Administrator	1	72,852
0309	Coordinator of Special Projects	1	89,436
SECTION TOTAL		4	329,340
DIVISION TOTAL		4	329,340
LESS TURNOVER			6,587
TOTAL		\$	322,753
Emergency Food Assistance for AT-Risk Population			
GREATER CHICAGO FOOD DEPOSITORY			1,106,000
PROJECT TOTAL			1,106,000

Community Development Block Grant Year XL Fund

**DEPARTMENT OF FAMILY AND SUPPORT SERVICES
Homeless Services**

050/1005		Amounts
<u>Code</u>		<u>Appropriated</u>
.0005	Salaries and Wages - on Payroll	411,910
.0012	Contract Wage Increment - Prevailing Rate	1,370
.0015	Schedule Salary Adjustments	4,869
.0044	Fringe Benefits	155,811
* 2515 .0000	Personnel Services	573,960
.0135	For Delegate Agencies	8,150,418
* 2515 .0100	Contractual Services	8,150,418
*BUDGET LEVEL TOTAL		\$ 8,724,378

<u>Code</u>	<u>Positions</u>	Positions and Salaries	
		<u>No.</u>	<u>Rate</u>
3516 Homeless Services			
7132	Mobile Unit Operator	1H	21.96H
3826	Human Service Specialist II	1	83,832
3826	Human Service Specialist II	1	66,492
3826	Human Service Specialist II	1	63,456
3812	Director of Human Services	1	87,924
1730	Program Analyst	1	72,936
	Schedule Salary Adjustments		4,869
SECTION TOTAL		6	425,186
DIVISION TOTAL		6	425,186
LESS TURNOVER			8,407
TOTAL		\$	416,779

DEPARTMENT OF FAMILY AND SUPPORT SERVICES
Homeless Services

A SAFE HAVEN FOUNDATION (C.C.I.L.)	320,044
AIDS FOUNDATION OF CHICAGO	80,000
BREAKTHROUGH URBAN MINISTRIES, INC.	200,000
CASA CENTRAL	175,000
CATHOLIC CHARITIES	2,982,259
CHRISTIAN COMMUNITY HEALTH CENTER	104,282
CORNERSTONE COMMUNITY OUTREACH	966,411
DEBORAH'S PLACE	80,590
FAMILY RESCUE INC.	35,000
FEATHERFIST	197,104
FRANCISCAN OUTREACH ASSOCIATION	281,900
HEARTLAND HUMAN CARE SERVICES, INC.	74,236
HUMBOLDT PARK S. S.	94,236
INSPIRATION CORPORATION	35,000
INSTITUTE OF WOMEN TODAY	239,449
LA CASA NORTE	50,000
LAWYERS' COMMITTEE FOR BETTER HOUSING	18,443
MCDERMOTT CENTER DBA HAYMARKET CENTER	228,069
MERCY HOUSING LAKEFRONT	243,000
NEW LIFE FAMILY SERVICES	178,164
NORTH SIDE HOUSING	54,016
OLIVE BRANCH MISSION	258,614
POLISH AMERICAN ASSOCIATION	202,606
PRIMO CENTER FOR WOMEN AND CHILDREN	69,676
SAN JOSE OBRERO MISSION	504,195
SARAH'S CIRCLE	97,440
ST. LEONARD'S MINISTRIES	134,200
THE SALVATION ARMY HARBOR LIGHT CENTER	130,000
THE THRESHOLDS	116,484
PROJECT TOTAL	8,150,418

Community Development Block Grant Year XL Fund

DEPARTMENT OF FAMILY AND SUPPORT SERVICES
Workforce Services

050/1005		Amounts
<u>Code</u>		<u>Appropriated</u>
.0005	Salaries and Wages - on Payroll	187,513
.0015	Schedule Salary Adjustments	678
.0044	Fringe Benefits	70,929
* 2520 .0000	Personnel Services	259,120
.0135	For Delegate Agencies	5,781,679
	For Professional and Technical Services and Other Third Party Benefit	
.0140	Agreements	50,000
* 2520 .0100	Contractual Services	5,831,679
	*BUDGET LEVEL TOTAL	\$ 6,090,799

	Positions and Salaries			
<u>Code</u>	<u>Positions</u>		<u>No.</u>	<u>Rate</u>
	3530 Job Training Program			
3858	Director/Community Liaison		1	59,016
1912	Project Coordinator		1	57,084
0308	Staff Assistant		1	75,240
	Schedule Salary Adjustments			678
	SECTION TOTAL		3	192,018
	DIVISION TOTAL		3	192,018
	LESS TURNOVER			3,827
	TOTAL		\$	188,191

DEPARTMENT OF FAMILY AND SUPPORT SERVICES
Workforce Services

Employment Preparation and Placement

ALBANY PARK COMMUNITY CENTER, INC. - LAWRENCE	65,000
AUSTIN CHILDCARE PROVIDERS' NETWORK	50,000
CATHOLIC BISHOP OF CHICAGO - ST. SABINA	50,000
CHICAGO FEDERATION OF LABOR WORKERS ASSISTANCE COM	86,400
CHICAGO HOUSE AND SOCIAL SERVICE AGENCY	60,000
CHICAGO URBAN LEAGUE	55,000
CHINESE AMERICAN SERVICE LEAGUE (CASL)	86,400
CHINESE MUTUAL AID ASSOCIATION - W. ARGYLE ST.	71,040
COMMUNITY ASSISTANCE PROGRAMS	91,000
ETHIOPIAN COMMUNITY ASSOCIATION OF CHICAGO, INC.	70,000
GOLDIE'S PLACE	125,000
GOODWILL INDUSTRIES OF METROPOLITAN CHICAGO, INC.	60,000
GREATER WEST TOWN COMMUNITY DEVELOPMENT PROJECT	87,000
HOWARD AREA COMMUNITY CENTER	55,000
INSPIRATION CORPORATION	160,000
INSTITUTO DEL PROGRESO LATINO	62,000
JEWISH VOCATIONAL SERVICES	80,439
KOREAN AMERICAN COMMUNITY SERVICES	50,000
LOCAL INITIATIVES SUPPORT CORPORATION (LISC)	152,000
MCDERMOTT CENTER DBA HAYMARKET CENTER	65,000
NATIONAL LATINO EDUCATION INSTITUTE	93,000
NORTH LAWNSDALE EMPLOYMENT NETWORK	80,000
PHALANX FAMILY SERVICES	90,000
POLISH AMERICAN ASSOCIATION	86,400
SAFER FOUNDATION	50,000
ST. LEONARD'S MINISTRIES	65,000
THE CARA PROGRAM	127,000
UNIVERSAL FAMILY CONNECTION, INC.	75,000
WESTSIDE HEALTH AUTHORITY	60,000
Community Re-Entry Support Center	
HOWARD AREA COMMUNITY CENTER	75,000
TEAMWORK ENGLEWOOD	150,000
WESTSIDE HEALTH AUTHORITY	105,000

Community Development Block Grant Year XL Fund

**DEPARTMENT OF FAMILY AND SUPPORT SERVICES
Workforce Services**

Industry-Specific Training and Placement

A SAFE HAVEN FOUNDATION	150,000
CASA CENTRAL	59,000
CENTER ON HALSTED	130,000
CHICAGO WOMEN IN TRADES	86,400
COMMUNITY ASSISTANCE PROGRAMS	75,000
ETHIOPIAN COMMUNITY ASSOCIATION OF CHICAGO, INC.	60,000
GREATER WEST TOWN COMMUNITY DEVELOPMENT PROJECT	180,000
JANE ADDAMS RESOURCE CORPORATION LIRI - RAVENSWOOD	59,000
PHALANX FAMILY SERVICES	154,600
POLISH AMERICAN ASSOCIATION	75,000
PUBLIC IMAGE PARTNERSHIP	100,000
ST. LEONARD'S MINISTRIES	150,000
THE CARA PROGRAM	120,000

Transitional Jobs Program

CAREER ADVANCEMENT NETWORK	100,000
CHICAGO HORTICULTURAL SOCIETY/CHGO BOTANIC GARDEN	150,000
COMMUNITY ASSISTANCE PROGRAMS	150,000
GREATER WEST TOWN COMMUNITY DEVELOPMENT PROJECT	170,000
GROWING HOME INC	125,000
HEARTLAND HUMAN CARE SERVICES, INC.	150,000
MCDERMOTT CENTER DBA HAYMARKET CENTER	175,000
NORTH LAWNSDALE EMPLOYMENT NETWORK	150,000
PODER LEARNING CENTER	125,000
STREETWISE, INC	150,000
THE SALVATION ARMY HARBOR LIGHT CENTER	150,000
WESTSIDE HEALTH AUTHORITY	150,000

PROJECT TOTAL

5,781,679

**DEPARTMENT OF FAMILY AND SUPPORT SERVICES
Senior Services**

050/1005		Amounts
<u>Code</u>		<u>Appropriated</u>
.0005	Salaries and Wages - on Payroll	494,390
.0015	Schedule Salary Adjustments	6,389
.0044	Fringe Benefits	192,856
* 2525 .0000	Personnel Services	693,635
.0135	For Delegate Agencies	3,632,503
	For Professional and Technical Services and Other Third Party Benefit	
.0140	Agreements	500,000
* 2525 .0100	Contractual Services	4,132,503
	*BUDGET LEVEL TOTAL	\$ 4,826,138

		Positions and Salaries	
<u>Code</u>	<u>Positions</u>	<u>No.</u>	<u>Rate</u>
	3540 Senior Services Programs		
3033	Assistant Regional Director - Aging	2	77,280
3020	Specialist in Aging III	1	80,256
3020	Specialist in Aging III	2	59,436
3011	Supervisor of Family Support Programs	1	77,748
0320	Assistant to the Commissioner	1	88,812
	Schedule Salary Adjustments		6,389
	SECTION TOTAL	7	526,637
	DIVISION TOTAL	7	526,637
	LESS TURNOVER		25,858
	TOTAL		\$ 500,779

Community Development Block Grant Year XL Fund

**DEPARTMENT OF FAMILY AND SUPPORT SERVICES
Senior Services**

Emergency Food Assistance for AT-Risk Population

OPEN KITCHENS, INC. 3,133,003

Intensive Case Advocacy and Support for At-Risk Seniors

BACK OF THE YARDS NEIGHBORHOOD COUNCIL	15,000
CHICAGO IRISH IMMIGRANT SUPPORT	25,000
CHICAGO MEZUZAH AND MITZVAH CAMPAIGNS	55,000
CHINESE MUTUAL AID ASSOCIATION - W. ARGYLE ST.	10,000
COALITION OF LIMITED ENGLISH SPEAKING ELDERLY	10,000
COUNCIL FOR JEWISH ELDERLY	10,000
H.O.M.E.	50,000
LUTHERAN CHILD AND FAMILY SERVICES OF ILLINOIS	10,000
MARILLAC SOCIAL CENTER	60,000
MYSI, CORPORATION	15,000
RPCC/DBA NORTHSIDE COMMUNITY RESOURCES	15,000
SALVATION ARMY FAMILY & COMMUNITY SERVICES	95,000
SINAI COMMUNITY INSTITUTE	55,000
SOUTH-EAST ASIA CENTER	7,500
ST. VINCENT DE PAUL CENTER	67,000

PROJECT TOTAL..... 3,632,503

**DEPARTMENT OF FAMILY AND SUPPORT SERVICES
Domestic Violence Services**

050/1005		Amounts
<u>Code</u>		<u>Appropriated</u>
.0005	Salaries and Wages - on Payroll	334,313
.0015	Schedule Salary Adjustments	5,110
.0044	Fringe Benefits	126,460
* 2530 .0000	Personnel Services	465,883
.0135	For Delegate Agencies	1,668,400
* 2530 .0100	Contractual Services	1,668,400
.9438	For Services Provided by the Department of Fleet and Facilities Management	84,712
* 2530 .9400	Specific Purpose - General	84,712
	*BUDGET LEVEL TOTAL	\$ 2,218,995
	*DEPARTMENT TOTAL	\$ 25,880,407

		Positions and Salaries	
<u>Code</u>	<u>Positions</u>	<u>No.</u>	<u>Rate</u>
	3550 Domestic Violence Programs		
3899	Program Development Coordinator	1	67,224
3585	Coordinator of Research and Evaluation	1	73,752
0309	Coordinator of Special Projects	1	73,752
0308	Staff Assistant	1	68,580
0302	Administrative Assistant II	1	57,828
	Schedule Salary Adjustments		5,110
	SECTION TOTAL	5	346,246
	DIVISION TOTAL	5	346,246
	LESS TURNOVER		6,823
	TOTAL		\$ 339,423
	DEPARTMENT TOTAL	31	2,351,834
	LESS TURNOVER		62,056
	TOTAL		\$ 2,289,778

Community Development Block Grant Year XL Fund

**DEPARTMENT OF FAMILY AND SUPPORT SERVICES
Domestic Violence Services**

Counseling and Case Management Services

CATHOLIC BISHOP OF CHICAGO - ST. PIUS V PARISH	44,400
CENTRO ROMERO	45,000
CHRISTIAN COMMUNITY HEALTH CENTER	92,000
CONNECTIONS FOR ABUSED WOMEN AND THEIR CHILDREN	35,000
HEALTHCARE ALTERNATIVE SYSTEMS - ARMITAGE	32,000
HEARTLAND HUMAN CARE SERVICES, INC.	27,000
HOWARD AREA COMMUNITY CENTER	35,000
KOREAN AMERICAN COMMUNITY SERVICES	36,000
METROPOLITAN FAMILY SERVICES - MIDWAY CENTER	45,000
METROPOLITAN FAMILY SERVICES - NORTH CENTER	38,440
METROPOLITAN FAMILY SERVICES FVIP	39,000
NEAR NORTH HEALTH SERVICE	40,000
POLISH AMERICAN ASSOCIATION	45,000
RAINBOW HOUSE	48,000
SAMARITAN COMMUNITY CENTER	31,000
SARAH'S INN	35,000
UNIVERSAL FAMILY CONNECTION, INC.	40,000
WELLSPRING CENTER FOR HOPE	49,000

Legal Advocacy and Case Management

FAMILY RESCUE INC.	47,000
HOWARD AREA COMMUNITY CENTER	35,000
POLISH AMERICAN ASSOCIATION	38,560
RPCC/DBA NORTHSIDE COMMUNITY RESOURCES	45,000
SARAH'S INN	36,000

Legal Services for Victims of Domestic Violence

DOMESTIC VIOLENCE LEGAL CLINIC F/K/A PRO BONO ADV.	60,000
LAF	31,000
LIFE SPAN CENTER FOR LEGAL SERVICES AND ADVOCACY	66,000
METROPOLITAN FAMILY SERVICES - LEGAL AID SOCIETY	61,000
METROPOLITAN FAMILY SERVICES - MIDWAY CENTER	55,000

Supervised Visitation and Safe Exchange

METROPOLITAN FAMILY SERVICES - MIDWAY CENTER	147,000
--	---------

Court House Domestic Violence

FAMILY RESCUE INC.	60,000
METROPOLITAN FAMILY SERVICES - LEGAL AID SOCIETY	60,000
RPCC/DBA NORTHSIDE COMMUNITY RESOURCES	60,000
SARAH'S INN	60,000

BETWEEN FRIENDS	50,000
-----------------	--------

PROJECT TOTAL

1,668,400

**DEPARTMENT OF PLANNING AND DEVELOPMENT
Finance and Administration**

054/1005		Amounts
<u>Code</u>		<u>Appropriated</u>
.0005	Salaries and Wages - on Payroll	1,359,564
.0015	Schedule Salary Adjustments	2,061
.0039	For the Employment of Students as Trainees	75,000
.0044	Fringe Benefits	518,803
* 2505 .0000	Personnel Services	1,955,428
.0130	Postage	6,347
.0138	For Professional Services for Information Technology Maintenance For Professional and Technical Services and Other Third Party Benefit	37,500
.0140	Agreements	401,067
	Publications and Reproduction - Outside Services to Be Expended with the Prior	
.0150	Approval of Graphics Services	7,600
.0152	Advertising	31,664
.0155	Rental of Property	153,065
.0159	Lease Purchase Agreements for Equipment and Machinery	21,864
.0162	Repair/Maintenance of Equipment	30,518
.0166	Dues, Subscriptions and Memberships	1,000
.0169	Technical Meeting Costs	4,416
.0181	Mobile Communication Services	18,000
.0190	Telephone - Centrex Billing	48,000
.0197	Telephone - Maintenance and Repair of Equipment/Voicemail	10,000
* 2505 .0100	Contractual Services	771,041
.0229	Transportation and Expense Allowance	2,160
.0245	Reimbursement to Travelers	1,850
.0270	Local Transportation	900
* 2505 .0200	Travel	4,910
.0331	Electricity	27,250
.0340	Material and Supplies	6,360
.0348	Books and Related Material	1,600
.0350	Stationery and Office Supplies	18,500
* 2505 .0300	Commodities and Materials	53,710
.9438	For Services Provided by the Department of Fleet and Facilities Management	30,500
* 2505 .9400	Specific Purpose - General	30,500
.9651	To Reimburse Corporate Fund	2,376,176
* 2505 .9600	Reimbursements	2,376,176
	*BUDGET LEVEL TOTAL	\$ 5,191,765

Community Development Block Grant Year XL Fund

DEPARTMENT OF PLANNING AND DEVELOPMENT
Finance and Administration

Positions and Salaries

<u>Code</u>	<u>Positions</u>	<u>No.</u>	<u>Rate</u>
3505 Finance and Human Resources			
9679	Deputy Commissioner	1	116,904
2921	Senior Research Analyst	1	76,524
2917	Program Auditor III	1	91,980
1576	Chief Voucher Expediter	1	80,916
0635	Senior Programmer/Analyst	1	99,648
0345	Contracts Coordinator	1	106,884
0303	Administrative Assistant III	1	63,456
0120	Supervisor of Accounting	1	92,064
0104	Accountant IV	2	91,224
0103	Accountant III	2	83,640
	Schedule Salary Adjustments		2,024
SECTION TOTAL		12	1,080,128
3506 Communications and Outreach			
9715	Director of News Affairs	1	92,100
0703	Public Relations Rep III	1	79,992
0309	Coordinator of Special Projects	1	84,780
0308	Staff Assistant	1	64,548
	Schedule Salary Adjustments		37
SECTION TOTAL		4	321,457
DIVISION TOTAL		16	1,401,585
LESS TURNOVER			39,960
TOTAL		\$	1,361,625

**DEPARTMENT OF PLANNING AND DEVELOPMENT
Developer Services**

This program will be funded with \$1,200,000 in loan repayments. The remaining \$992,653 will be derived from CDBG XL Entitlement. Expenditures will be limited to \$992,653 until revenues are received and allotted to the program. The allotment of the funds will be under the direction of the Budget Director.

054/1005		Amounts
<u>Code</u>		<u>Appropriated</u>
.0005	Salaries and Wages - on Payroll	350,398
.0044	Fringe Benefits	136,379
* 2515 .0000	Personnel Services	486,777
.0130	Postage	1,225
	For Professional and Technical Services and Other Third Party Benefit	
.0140	Agreements	21,000
.0141	Appraisals	37,600
.0159	Lease Purchase Agreements for Equipment and Machinery	3,757
* 2515 .0100	Contractual Services	63,582
.0245	Reimbursement to Travelers	300
.0270	Local Transportation	100
* 2515 .0200	Travel	400
.0331	Electricity	7,000
.0340	Material and Supplies	1,800
.0350	Stationery and Office Supplies	1,800
* 2515 .0300	Commodities and Materials	10,600
.9103	Rehabilitation Loans and Grants	1,631,294
* 2515 .9100	Specific Purpose - as Specified	1,631,294
*BUDGET LEVEL TOTAL		\$ 2,192,653

		Positions and Salaries	
<u>Code</u>	<u>Positions</u>	<u>No.</u>	<u>Rate</u>
	3515 Housing Developer Services		
9813	Managing Deputy Commissioner	1	140,100
1439	Financial Planning Analyst	2	78,000
0308	Staff Assistant	1	71,796
	SECTION TOTAL	4	367,896
	DIVISION TOTAL	4	367,896
	LESS TURNOVER		17,498
	TOTAL		\$ 350,398

Community Development Block Grant Year XL Fund

**DEPARTMENT OF PLANNING AND DEVELOPMENT
Housing Preservation**

This program will be funded with \$200,000 in heat receivership income, \$875,000 in troubled buildings income, \$1,025,000 in condominium troubled buildings income. The remaining \$7,548,471 will be derived from CDBG XL Entitlement. Expenditures will be limited to \$7,548,471 until revenues are received and allotted to the program. The allotment of the funds will be under the direction of the Budget Director.

054/1005		Amounts
<u>Code</u>		<u>Appropriated</u>
.0005	Salaries and Wages - on Payroll	298,640
.0015	Schedule Salary Adjustments	2,765
.0044	Fringe Benefits	116,872
* 2520 .0000	Personnel Services	418,277
.0130	Postage	925
.0157	Rental of Equipment and Services	700
.0159	Lease Purchase Agreements for Equipment and Machinery	2,319
* 2520 .0100	Contractual Services	3,944
.0245	Reimbursement to Travelers	300
* 2520 .0200	Travel	300
.0331	Electricity	14,950
.0340	Material and Supplies	3,000
.0350	Stationery and Office Supplies	3,000
* 2520 .0300	Commodities and Materials	20,950
.0994	Home Purchase Assistance Program	600,000
* 2520 .0900	Specific Purposes - Financial	600,000
.9103	Rehabilitation Loans and Grants	1,500,000
.9126	For Heat Receivership Program	900,000
.9173	Home Rehabilitation Assistance	600,000
* 2520 .9100	Specific Purpose - as Specified	3,000,000
.9211	Single-Family Troubled Building Initiative	1,940,000
.9212	Multi-Family Troubled Building Initiative	2,640,000
.9218	Condominium Troubled Building Initiative	1,025,000
* 2520 .9200	Specific Purpose - as Specified	5,605,000
*BUDGET LEVEL TOTAL		\$ 9,648,471

		<u>Positions and Salaries</u>	
<u>Code</u>	<u>Positions</u>	<u>No.</u>	<u>Rate</u>
	3520 Housing Preservation		
9679	Deputy Commissioner	1	113,208
1439	Financial Planning Analyst	1	79,464
0810	Executive Secretary II	1	49,668
0303	Administrative Assistant III	1	72,936
	Schedule Salary Adjustments		2,765
	SECTION TOTAL	4	318,041
	DIVISION TOTAL	4	318,041
	LESS TURNOVER		16,636
	TOTAL	\$	301,405

**DEPARTMENT OF PLANNING AND DEVELOPMENT
Emergency Heating, Roof and Porch Repair**

054/1005		Amounts	
<u>Code</u>		<u>Appropriated</u>	
.0005	Salaries and Wages - on Payroll	535,021	
.0015	Schedule Salary Adjustments	1,236	
.0044	Fringe Benefits	202,380	
* 2531 .0000	Personnel Services	738,637	
.9264	Emergency Heating Repair Program (EHRP)	636,000	
.9265	Roof and Porch Repair Program (RPRP)	6,000,000	
* 2531 .9200	Specific Purpose - as Specified	6,636,000	
*BUDGET LEVEL TOTAL		\$ 7,374,637	
Positions and Salaries			
<u>Code</u>	<u>Positions</u>	<u>No.</u>	<u>Rate</u>
	3531 Emergency Heating, Roof and Porch Repair		
1989	Director of Loan Processing	1	88,812
1940	Supervising Rehabilitation Construction Specialist	1	73,752
1939	Rehabilitation Construction Specialist	1	79,992
1939	Rehabilitation Construction Specialist	2	72,192
1301	Administrative Services Officer I	1	64,152
0313	Assistant Commissioner	1	94,848
	Schedule Salary Adjustments		1,236
SECTION TOTAL		7	547,176
DIVISION TOTAL		7	547,176
LESS TURNOVER			10,919
TOTAL		\$	536,257

Community Development Block Grant Year XL Fund

**DEPARTMENT OF PLANNING AND DEVELOPMENT
Housing Services Technical Assistance**

054/1005		Amounts
<u>Code</u>		<u>Appropriated</u>
.0005	Salaries and Wages - on Payroll	190,872
.0015	Schedule Salary Adjustments	1,296
.0044	Fringe Benefits	74,880
* 2536 .0000	Personnel Services	267,048
.0135	For Delegate Agencies	764,275
* 2536 .0100	Contractual Services	764,275
	*BUDGET LEVEL TOTAL	\$ 1,031,323

	Positions and Salaries			
<u>Code</u>	<u>Positions</u>		<u>No.</u>	<u>Rate</u>
	3536 Housing Services and Technical Assistance			
1912	Project Coordinator		1	54,492
1301	Administrative Services Officer I		1	73,752
0309	Coordinator of Special Projects		1	73,752
	Schedule Salary Adjustments			1,296
	SECTION TOTAL		3	203,292
	DIVISION TOTAL		3	203,292
	LESS TURNOVER			11,124
	TOTAL		\$	192,168

**DEPARTMENT OF PLANNING AND DEVELOPMENT
Housing Services Technical Assistance**

ALBANY PARK COMMUNITY CENTER, INC. - LAWRENCE	24,375
BETHEL NEW LIFE, INC.	19,500
BICKERDIKE REDEVELOPMENT CORPORATION	24,375
CHICAGO URBAN LEAGUE DEV. CORP. - S. MICHIGAN AVE.	19,500
CHINESE MUTUAL AID ASSOCIATION - W. ARGYLE ST.	29,250
CLARETIAN ASSOCIATES, INC.	29,250
COMMON PANTRY	13,313
COUNCIL FOR JEWISH ELDERLY	34,125
EIGHTEENTH STREET DEVELOPMENT CORPORATION	15,000
FIRST COMMUNITY LAND TRUST OF CHICAGO	37,000
GARFIELD PARK COMMUNITY COUNCIL	19,500
GENESIS HOUSING DEVELOPMENT CORP.	19,500
GRANDFAMILIES PROGRAM OF CHICAGO	29,250
GREATER AUBURN GRESHAM DEVELOPMENT CORPORATION	34,125
INTERFAITH ORGANIZING PROJECT OF GREATER CHICAGO	19,500
KOREAN AMERICAN COMMUNITY SERVICES	19,500
LA CASA NORTE	24,375
LATIN UNITED COMMUNITY HOUSING ASSOCIATION	39,000
LAWNDALE CHRISTIAN DEVELOPMENT CORPORATION	19,500
LITTLE VILLAGE COMMUNITY DEVELOPMENT CORP.-PULASKI	19,500
METROPOLITAN FAMILY SERVICES - CALUMET CENTER	24,375
METROPOLITAN FAMILY SERVICES - NORTH CENTER	29,250
NOBEL NEIGHBORS	20,000
POLISH AMERICAN ASSOCIATION	24,375
RPCC/DBA NORTHSIDE COMMUNITY RESOURCES	48,750
SOUTH AUSTIN COALITION COMMUNITY COUNCIL	30,587
THE SEEDS CENTER	24,375
WESTTOWN CONCERNED CITIZENS COALITION	24,375
WOODLAWN EAST COMMUNITY AND NEIGHBORS, INC.	19,500
ZAM'S HOPE (C.R.C.)	29,250
PROJECT TOTAL	764,275

Community Development Block Grant Year XL Fund

**DEPARTMENT OF PLANNING AND DEVELOPMENT
Small Accessible Repairs for Seniors**

054/1005		Amounts
<u>Code</u>		<u>Appropriated</u>
.0005	Salaries and Wages - on Payroll	161,935
.0044	Fringe Benefits	61,255
* 2551 .0000	Personnel Services	223,190
.0135	For Delegate Agencies	2,101,455
* 2551 .0100	Contractual Services	2,101,455
*BUDGET LEVEL TOTAL		\$ 2,324,645

		Positions and Salaries	
<u>Code</u>	<u>Positions</u>	<u>No.</u>	<u>Rate</u>
	3551 Small Accessible Repairs for Seniors		
1994	Loan Processing Specialist	1	76,428
1989	Director of Loan Processing	1	88,812
SECTION TOTAL		2	165,240
DIVISION TOTAL		2	165,240
LESS TURNOVER			3,305
TOTAL			\$ 161,935

BACK OF THE YARDS NEIGHBORHOOD COUNCIL	130,000
BICKERDIKE REDEVELOPMENT CORPORATION	100,000
CHINESE AMERICAN SERVICE LEAGUE (CASL)	76,000
GREATER ASHBURN PLANNING ASSOCIATION	60,000
GREATER AUBURN GRESHAM DEVELOPMENT CORPORATION	115,000
GREATER SOUTHWEST DEVELOPMENT CORPORATION	122,000
H.O.M.E.	40,000
LATIN UNITED COMMUNITY HOUSING ASSOCIATION	122,000
LEED COUNCIL, INC.	132,055
NEAR WEST SIDE COMMUNITY DEVELOPMENT CORPORATION	346,308
NEIGHBORHOOD HOUSING SERVICES OF CHICAGO	154,400
PARTNERS IN COMMUNITY BUILDING, INC.	55,000
RAMP UP, LLC/UCP OF GREATER CHICAGO	336,692
RPCC/DBA NORTHSIDE COMMUNITY RESOURCES	117,000
UNITED NEIGHBORHOOD ORGANIZATION	195,000
PROJECT TOTAL.....	2,101,455

**DEPARTMENT OF PLANNING AND DEVELOPMENT
Neighborhood Lending Program**

054/1005		Amounts	
<u>Code</u>		<u>Appropriated</u>	
.0005	Salaries and Wages - on Payroll	164,299	
.0044	Fringe Benefits	62,149	
* 2560 .0000	Personnel Services	226,448	
.9103	Rehabilitation Loans and Grants	3,420,000	
* 2560 .9100	Specific Purpose - as Specified	3,420,000	
*BUDGET LEVEL TOTAL		\$ 3,646,448	
Positions and Salaries			
<u>Code</u>	<u>Positions</u>	<u>No.</u>	<u>Rate</u>
	3560 Neighborhood Lending		
2989	Grants Research Specialist	1	91,224
0303	Administrative Assistant III	1	76,428
SECTION TOTAL		2	167,652
DIVISION TOTAL		2	167,652
LESS TURNOVER			3,353
TOTAL		\$	164,299

Community Development Block Grant Year XL Fund

DEPARTMENT OF PLANNING AND DEVELOPMENT
Construction Monitoring and Compliance

054/1005		Amounts
<u>Code</u>		<u>Appropriated</u>
.0005	Salaries and Wages - on Payroll	929,810
.0015	Schedule Salary Adjustments	8,450
.0044	Fringe Benefits	354,406
* 2566 .0000	Personnel Services	1,292,666
.0130	Postage	1,150
	For Professional and Technical Services and Other Third Party Benefit	
.0140	Agreements	57,500
.0157	Rental of Equipment and Services	600
.0159	Lease Purchase Agreements for Equipment and Machinery	3,865
.0169	Technical Meeting Costs	1,000
* 2566 .0100	Contractual Services	64,115
.0229	Transportation and Expense Allowance	33,000
.0245	Reimbursement to Travelers	250
.0270	Local Transportation	100
* 2566 .0200	Travel	33,350
.0331	Electricity	17,250
.0340	Material and Supplies	17,000
.0350	Stationery and Office Supplies	6,700
* 2566 .0300	Commodities and Materials	40,950
	*BUDGET LEVEL TOTAL	\$ 1,431,081
	*DEPARTMENT TOTAL	\$ 32,841,023

**DEPARTMENT OF PLANNING AND DEVELOPMENT
Construction Monitoring and Compliance**

Positions and Salaries

<u>Code</u>	<u>Positions</u>	<u>No.</u>	<u>Rate</u>
	3566 Construction Monitoring and Compliance		
9679	Deputy Commissioner	1	112,332
5614	Civil Engineer IV	1	79,212
5404	Architect IV	1	99,648
5403	Architect III	1	82,812
2917	Program Auditor III	1	54,672
2915	Program Auditor II	1	69,648
2915	Program Auditor II	1	66,492
1939	Rehabilitation Construction Specialist	1	100,944
1939	Rehabilitation Construction Specialist	1	83,832
1939	Rehabilitation Construction Specialist	1	72,192
0303	Administrative Assistant III	1	76,428
0190	Accounting Technician II	1	57,828
	Schedule Salary Adjustments		8,450
	SECTION TOTAL	12	964,490
	DIVISION TOTAL	12	964,490
	LESS TURNOVER		26,230
	TOTAL	\$	938,260
	DEPARTMENT TOTAL	50	4,135,372
	LESS TURNOVER		129,025
	TOTAL	\$	4,006,347

Community Development Block Grant Year XL Fund

**DEPARTMENT OF POLICE
Community Policing**

057/1505		Amounts
<u>Code</u>		<u>Appropriated</u>
.0005	Salaries and Wages - on Payroll	1,419,576
.0006	Salary Provision	6,684
.0015	Schedule Salary Adjustments	4,936
.0044	Fringe Benefits	526,237
* 2505 .0000	Personnel Services	1,957,433
.9651	To Reimburse Corporate Fund	307,675
* 2505 .9600	Reimbursements	307,675
*BUDGET LEVEL TOTAL		\$ 2,265,108

<u>Code</u>	<u>Positions</u>	Positions and Salaries	
		<u>No.</u>	<u>Rate</u>
3505	Community Policing		
9161	Police Officer	3	80,724
9161	Police Officer	1	78,012
9161	Police Officer	2	75,372
9101	Community Organizer - CAPS	1	72,936
9101	Community Organizer - CAPS	2	66,492
9101	Community Organizer - CAPS	7	63,456
3955	Youth Services Coordinator	1	77,280
3955	Youth Services Coordinator	1	73,752
1910	Information Service Coordinator	2	73,752
	Schedule Salary Adjustments		4,936
SECTION TOTAL		20	1,424,512
DIVISION TOTAL		20	1,424,512

**DEPARTMENT OF BUILDINGS
Troubled Buildings Program**

This program will be funded with \$100,000 in Program Income. The remaining \$3,710,070 will be derived from CDBG XL Entitlement. Expenditures will be limited to \$3,710,070 until revenues are received and allotted to the program. The allotment of the funds will be under the direction of the Budget Director.

067/1005		Amounts
<u>Code</u>		<u>Appropriated</u>
.0005	Salaries and Wages - on Payroll	2,571,615
.0015	Schedule Salary Adjustments	10,228
.0044	Fringe Benefits	988,227
* 2505 .0000	Personnel Services	3,570,070
	For Professional and Technical Services and Other Third Party Benefit	
.0140	Agreements	200,000
* 2505 .0100	Contractual Services	200,000
.0229	Transportation and Expense Allowance	40,000
* 2505 .0200	Travel	40,000
*BUDGET LEVEL TOTAL		\$ 3,810,070

		Positions and Salaries	
<u>Code</u>	<u>Positions</u>	<u>No.</u>	<u>Rate</u>
	3505 Vacant Property and Demolition		
9679	Deputy Commissioner	1	109,236
2152	Chief Building/Construction Inspector	1	100,692
2151	Supervising Building / Construction Inspector	1	110,004
2150	Building/Construction Inspector	2	115,224
2150	Building/Construction Inspector	1	105,024
2150	Building/Construction Inspector	3	100,284
2150	Building/Construction Inspector	4	95,688
2150	Building/Construction Inspector	2	91,404
2150	Building/Construction Inspector	4	87,228
2150	Building/Construction Inspector	2	82,416
2150	Building/Construction Inspector	1	71,736
2150	Building/Construction Inspector	3	68,472
1912	Project Coordinator	1	73,752
1912	Project Coordinator	1	70,380
1301	Administrative Services Officer I	1	73,752
0308	Staff Assistant	1	58,812
0303	Administrative Assistant III	1	76,428
	Schedule Salary Adjustments		10,228
	SECTION TOTAL	30	2,676,064
	DIVISION TOTAL	30	2,676,064
	LESS TURNOVER		94,221
	TOTAL		\$ 2,581,843

Community Development Block Grant Year XL Fund

**DEPARTMENT OF BUILDINGS
Code Enforcement**

067/1005		Amounts
<u>Code</u>		<u>Appropriated</u>
.0005	Salaries and Wages - on Payroll	1,945,549
.0015	Schedule Salary Adjustments	9,337
.0044	Fringe Benefits	742,996
* 2510 .0000	Personnel Services	2,697,882
.0229	Transportation and Expense Allowance	38,113
* 2510 .0200	Travel	38,113
	*BUDGET LEVEL TOTAL	\$ 2,735,995
	*DEPARTMENT TOTAL	\$ 6,546,065

		Positions and Salaries	
<u>Code</u>	<u>Positions</u>	<u>No.</u>	<u>Rate</u>
3510	Code Enforcement		
2151	Supervising Building / Construction Inspector	1	115,224
2151	Supervising Building / Construction Inspector	1	75,108
2150	Building/Construction Inspector	3	100,284
2150	Building/Construction Inspector	1	95,688
2150	Building/Construction Inspector	2	91,404
2150	Building/Construction Inspector	7	87,228
2150	Building/Construction Inspector	5	82,416
2150	Building/Construction Inspector	2	71,736
2150	Building/Construction Inspector	1	68,472
	Schedule Salary Adjustments		9,337
	SECTION TOTAL	23	2,013,637
	DIVISION TOTAL	23	2,013,637
	LESS TURNOVER		58,751
	TOTAL		\$ 1,954,886
	DEPARTMENT TOTAL	53	4,689,701
	LESS TURNOVER		152,972
	TOTAL		\$ 4,536,729

**DEPARTMENT OF STREETS AND SANITATION
Community Enhancement**

081/1505		Amounts
<u>Code</u>		<u>Appropriated</u>
.0005	Salaries and Wages - on Payroll	3,101,301
.0012	Contract Wage Increment - Prevailing Rate	68,933
.0044	Fringe Benefits	1,149,652
* 2505 .0000	Personnel Services	4,319,886
	For Professional and Technical Services and Other Third Party Benefit	
.0140	Agreements	1,010,400
.0157	Rental of Equipment and Services	198,300
.0162	Repair/Maintenance of Equipment	4,800
.0188	Vehicle Tracking Service	2,583
* 2505 .0100	Contractual Services	1,216,083
.0319	Clothing	150
.0340	Material and Supplies	68,512
.0341	Chemicals	102,000
.0360	Repair Parts and Material	103,219
.0362	Paints and Painting Supplies	120,000
* 2505 .0300	Commodities and Materials	393,881
.0423	Communication Devices	70,150
* 2505 .0400	Equipment	70,150

***BUDGET LEVEL TOTAL** \$ **6,000,000**

***FUND TOTAL** \$ **96,672,000**

<u>Code</u>	<u>Positions</u>	Positions and Salaries	
		<u>No.</u>	<u>Rate</u>
	3505 Community Enhancement		
7975	Tree Trimmer	8,320H	35.10H
7633	Hoisting Engineer	10,400H	46.10H
7184	Pool Motor Truck Driver	20,800H	27.08H
6329	General Laborer - Streets and Sanitation	4,160H	20.25H
6329	General Laborer - Streets and Sanitation	8,320H	20.00H
6324	Sanitation Laborer	27,040H	34.12H
4634	Painter	14,560H	40.75H
	SECTION TOTAL	0	3,101,301
	DIVISION TOTAL	0	3,101,301



CITY OF CHICAGO
MAYOR RAHM EMANUEL

WWW.CITYOFCHICAGO.ORG